

**Technical Data Sheet for AvK-Alternators**

FM 7.3-5

Date:	09/01/14	Customer:	GENERIC DATASHEET only
Project No.:		AvK Reference:	dig156o_8_50_10500_A048N157

Object data:

Site:		Prime Mover:	
Application:	Stationary Power Plant	Manufacturer:	

Generator data:

Generator:	DIG 156 o/8	Poles:	8	Standards:	IEC 60034
Rated power:	6000 kVA	4800 kWe	4948 kWm		
Power factor:	0.80				
Power at pf 1,0	4839 kVA	4839 kWe	4948 kWm		
Rated voltage:	10.5 kV				
Speed:	750 1/min				
Frequency:	50 Hz			Voltage range / frequency range:	
Rated current:	329.9 A			Zone A according IEC 60034-1 (dU = +/-5%, df = +/-2%)	

Winding pitch:	ca. 5/6
----------------	---------

Insulation class:	Stator: Class F	Rotor: Class F	Temperature rise:	F
-------------------	-----------------	----------------	-------------------	---

Ambient temperature:	40 ° C	Environment:	Standard environment
----------------------	--------	--------------	----------------------

Site altitude:	1000 m		
----------------	--------	--	--

Enclosure:	IP23	Filter:	
------------	------	---------	--

Cooling:	IC 01 - Open-circuit ventilation
----------	----------------------------------

Coolant:	Ambient Air	Temperature	40 ° C	Temperature Air inlet	40 ° C
		Coolant:		generator:	

Moment of inertia (I):	1110 kgm ²	Cooling air vol.:	4.5 m ³ /s	Cooling water quantity:	n/a
		Weight:	21400 Kg	Losses (environment):	148 KW
				Losses (cooling):	n/a

Wires:	4 terminals, starpoint connected in terminal box
--------	--

Operation mode:	Single mode
-----------------	-------------

Regulators:	
-------------	--

Voltage regulator:	DECS 100
--------------------	----------

Electrical data: (acc. IEC)

Efficiencies:	110%	100%	75%	50%	25%
Power factor 0.8	96,85	97	97	96,7	94,9
Power factor 0.9	97,27	97,4	97,35	96,9	95,05
Power factor 1.0	97,69	97,8	97,7	97,1	95,2

Reactances and time constants

	unsaturated	saturated		unsaturated	saturated				
X _d	1.75	1.58 p.u.	X _q	0.88	0.86 p.u.	T _{d0'}	3.2 s	T _{d0''}	0.04667 s
X _{d'}	0.280	0.280 p.u.	X _{q'}	0.88	0.86 p.u.	T _{d'}	0.51 s	T _{q0'}	0.6 s
X _{d''}	0.198	0.180 p.u.	X _{q''}	0.198	0.198 p.u.	T _{d''}	0.03 s	T _{q0''}	0.26667 s
X ₂	0.208	0.189 p.u.	X ₀	0.059	0.054 p.u.	T _a	0.095 s	T _{q'}	0.6 s
X _{1s}	n.a.	0.108 p.u.						T _{q''}	0.06 s

Short circuit ratio saturated: 0.63	Z _n 18.375 Ohm
-------------------------------------	---------------------------

Short circuit data:

Initial short circuit current (3-phase):	I _{k''}	1833 A	
Max. peak current (3-phase):	I _s	4666 A	
Sustained short circuit current:	I _k	990 A	Minimum 3 x rated current for max.10 s
Initial short circuit torque:	M _{k2}	551.7 kNm	
	M _{k3}	331.0 kNm	
Max. faulty synchron moment:	M _f	1186.2 kNm	
Rated kVA torque:	M _{SN}	76.40 kNm	
Rated torque	M _N	61.12 kNm	
Shaft torque	M _{Sh}	63.01 kNm	

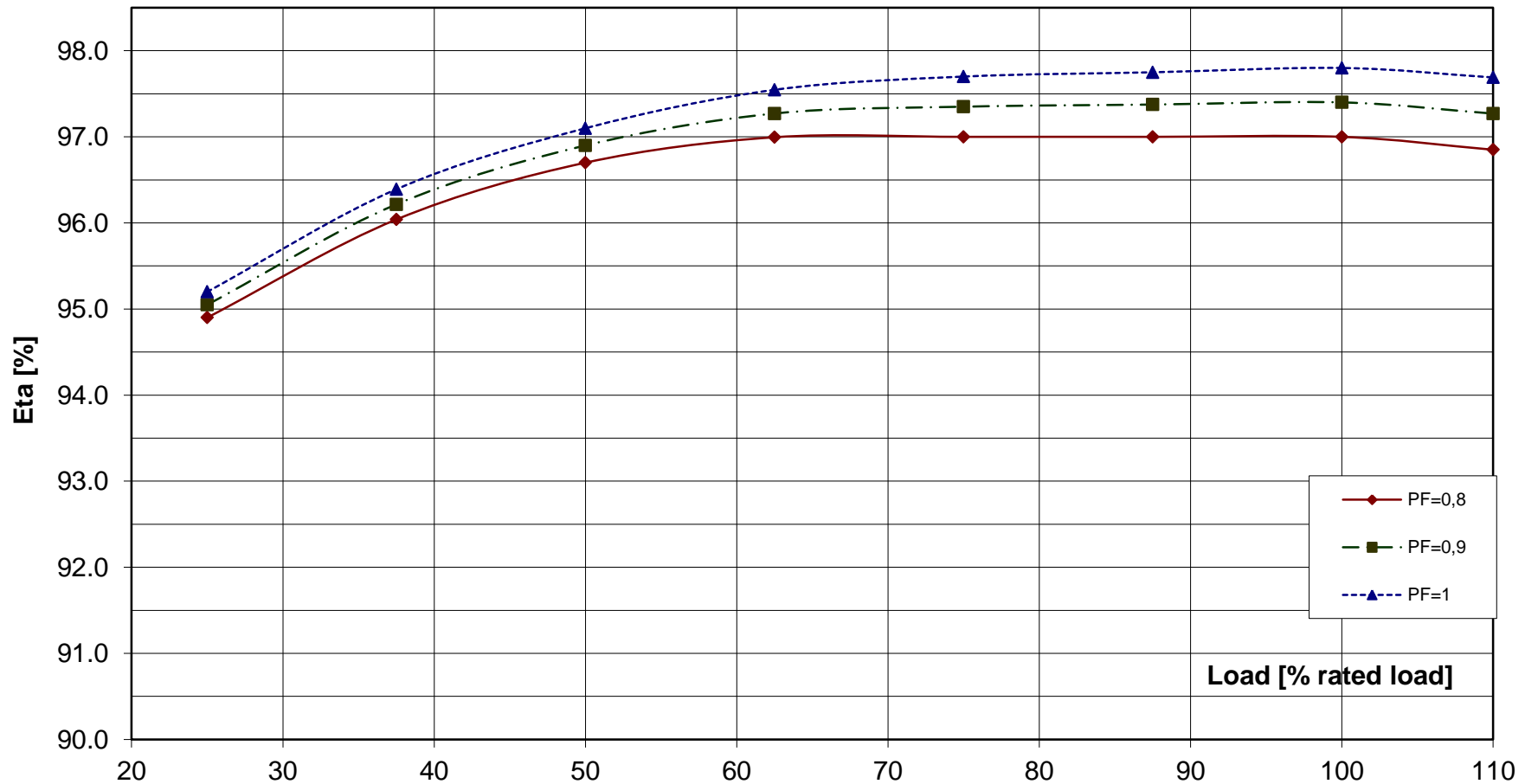
Load application:

max. load application: 3214 kVA (corresponds to 53,57 % from 6000 kVA) for Power factor 0.4 15% transient voltage drop	Power: 6000 kVA Power factor: 0.8 transient voltage drop: -21.9 %
--	---

Remarks:

Alternator :	DIG 156 o/8			
Rated output [kVA]	6000	Rated power factor:	0.8	Rated voltage [kV]: 10.5
Rated frequency [Hz]	50	Rated speed [rpm]	750	

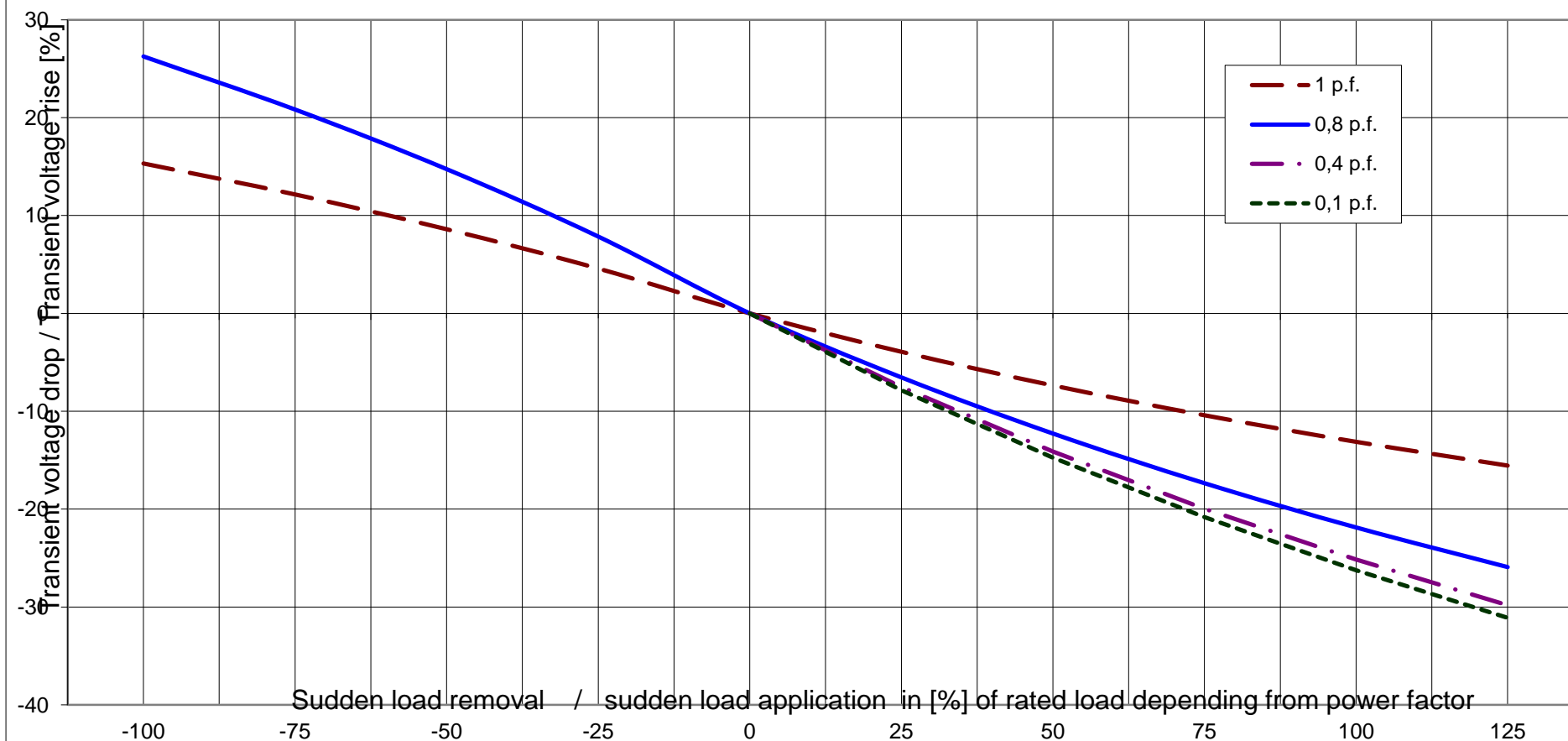
Wirkungsgrad-Kennlinie - Efficiency Curve



Alternator : DIG 156 o/8

Rated output [kVA]	6000	Rated power factor:	0.8	Rated voltage [kV]:	10.5
Rated frequency [Hz]	50	Rated speed [rpm]	750		

Transient Voltage rise or drop for sudden load removal or application





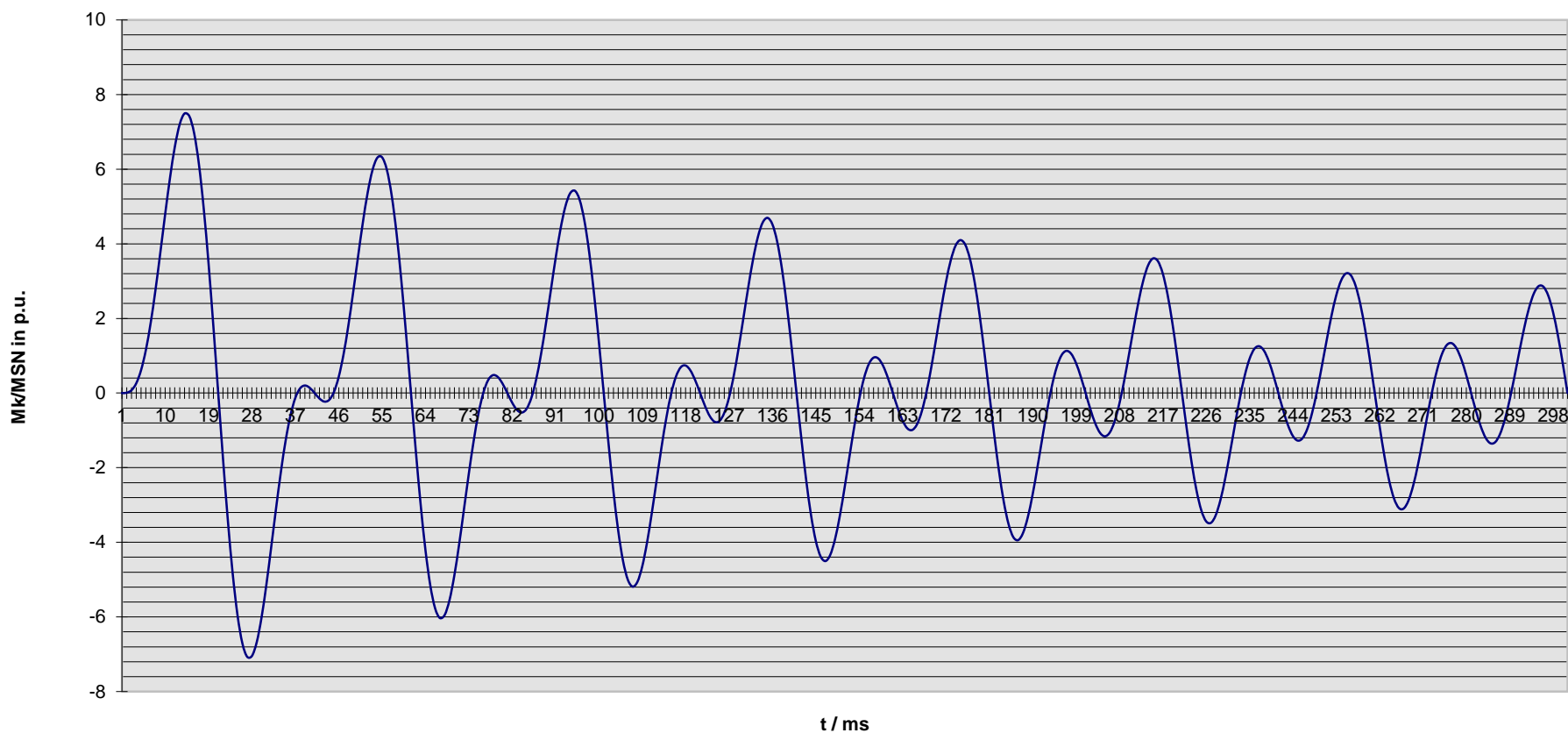
Technisches Datenblatt - Diagramme
Technical data sheet - Diagrams

ING-FCD-0112

Alternator : **DIG 156 o/8**

Rated output [kVA]	6000	Rated power factor:	0.8	Rated voltage [kV]:	10.5
Rated frequency [Hz]	50	Rated speed [rpm]	750	MSN related to kVA:	76.39 KNm

Kurzschlußmomenten-Verlauf 2-poliger KS
Short circuit torque at 2-phase SC



Nenndaten / nominal data

DIG 156 o/8

Leistung S_N : **6000** kVA

$\cos \varphi$: **0.80**

Rating

p.f.

Spannung U_N : **10.50** kV

Strom I_N : **330** A

Voltage

Current

Frequenz f : **50** Hz

Drehzahl n : **750** min^{-1}

Frequency

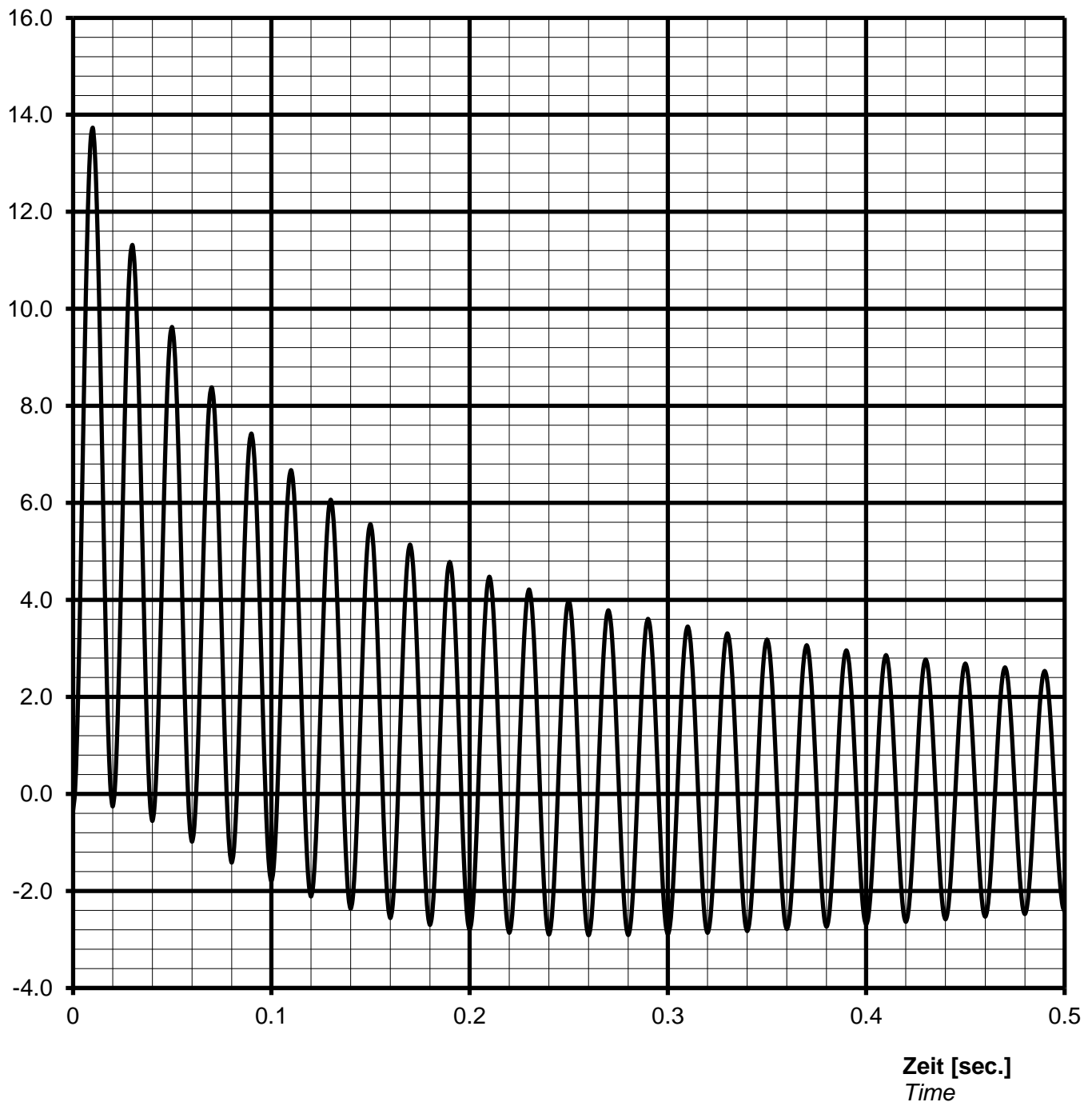
Speed

Schutzart **IP23**

Protection

Kurzschlussstrom $I_{k3\text{phasig}} / I_N$ [p.u.]
Short-circuit current $I_{k3\text{phase}} / I_N$ [p.u.]

Stosskurzschluss-Strom, 3-phasig, asymmetrisch /
Sudden short circuit current, 3-phase, asymmetrical



Notizen / remarks:

Maximum asymmetric peak value $I_{\text{peak}} =$ **4530 A** or **13.73 p.u.**

Nenn Daten / nominal data

DIG 156 o/8

Leistung S_N : **6000** kVA

$\cos \varphi$: **0.80**

Rating

p.f.

Spannung U_N : **10.50** kV

Strom I_N : **330** A

Voltage

Current

Frequenz f: **50** Hz

Drehzahl n: **750** min⁻¹

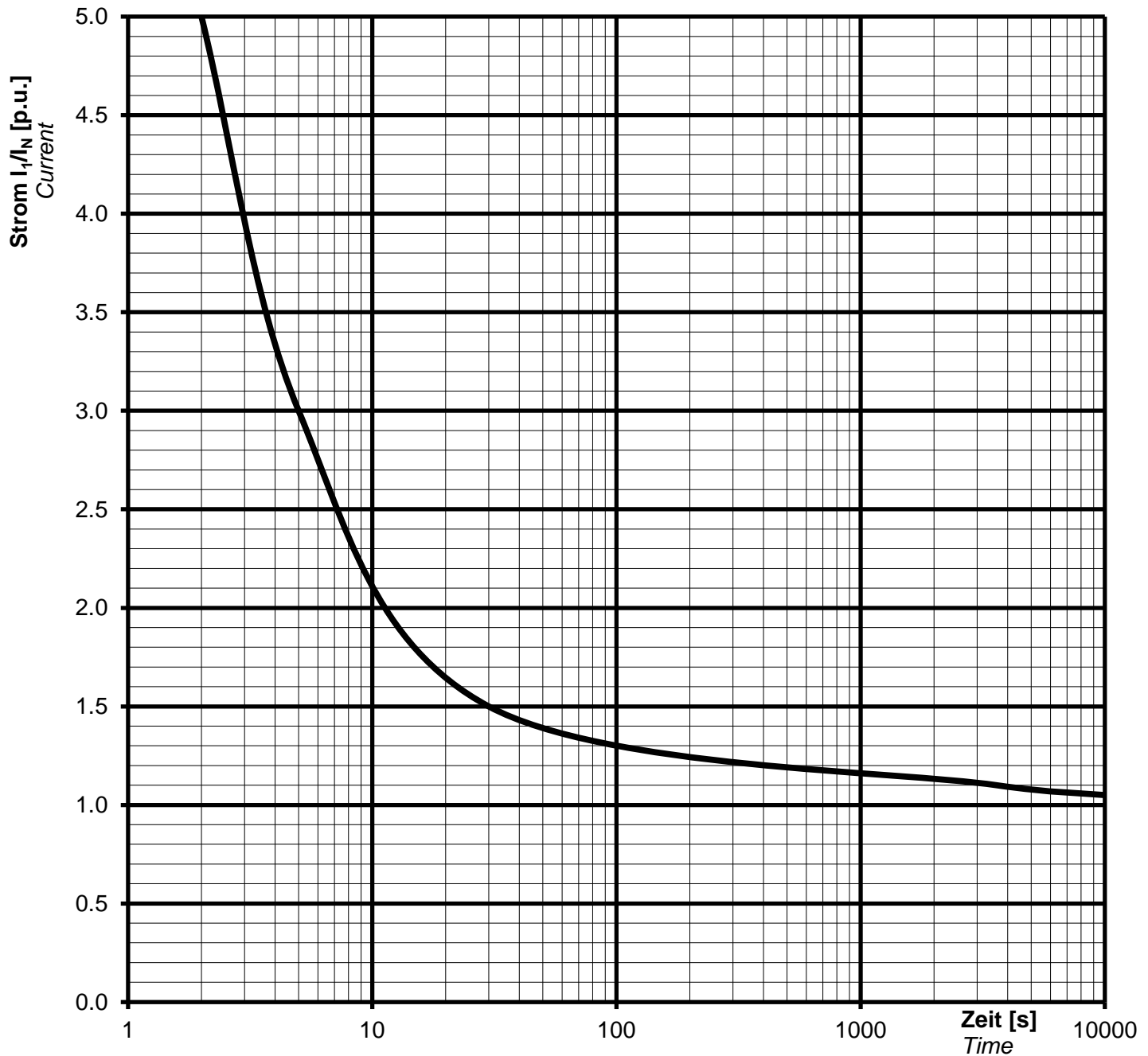
Frequency

Speed

Schutzart **IP23**

Protection

Überlast Kennlinie Overload capability



Notizen / remarks:

Strom / Zeit Kriterien:

$$(I / I_N)^2 \cdot t = 45s$$

Current/time characteristics:

1,5 * I_N for 30 s

1,1 * I_N for 1 h in 6h

Nennwerten / nominal data

DIG 156 o/8

Rating S_N : **6000 kVA**

p.f. **0.80**

Bemessungsleistung

Leistungsfaktor $\cos \varphi$:

Nominal voltage U_N : **10.50 kV**

Nominal current I_N : **330 A**

Bemessungsspannung

Bemessungsstrom

Frequency f_N : **50 Hz**

Speed n : **750 min⁻¹**

Frequenz

Drehzahl

Protection: **IP23**

Schutzart

Inverse current or unbalanced negative sequence current



Remarks / Notizen:



Technische Daten selbstregelnden Drehstrom-Synchrongenerator
technical data for self regulating three phase alternator

ING-FCD-0112

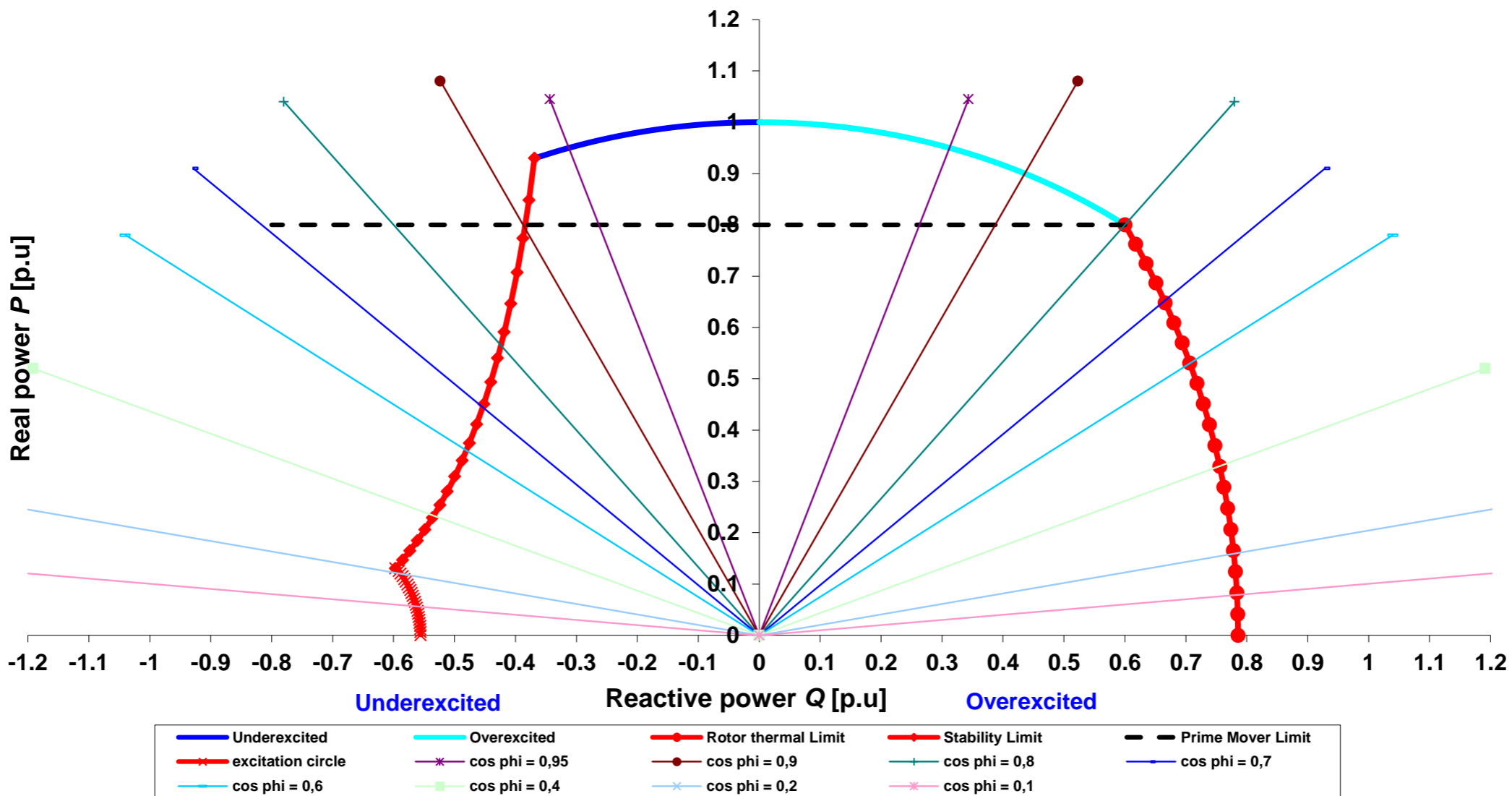
TYPE

DIG 156 o/8

Projekt:

Order Nr.:

Capability (P-Q) Diagram

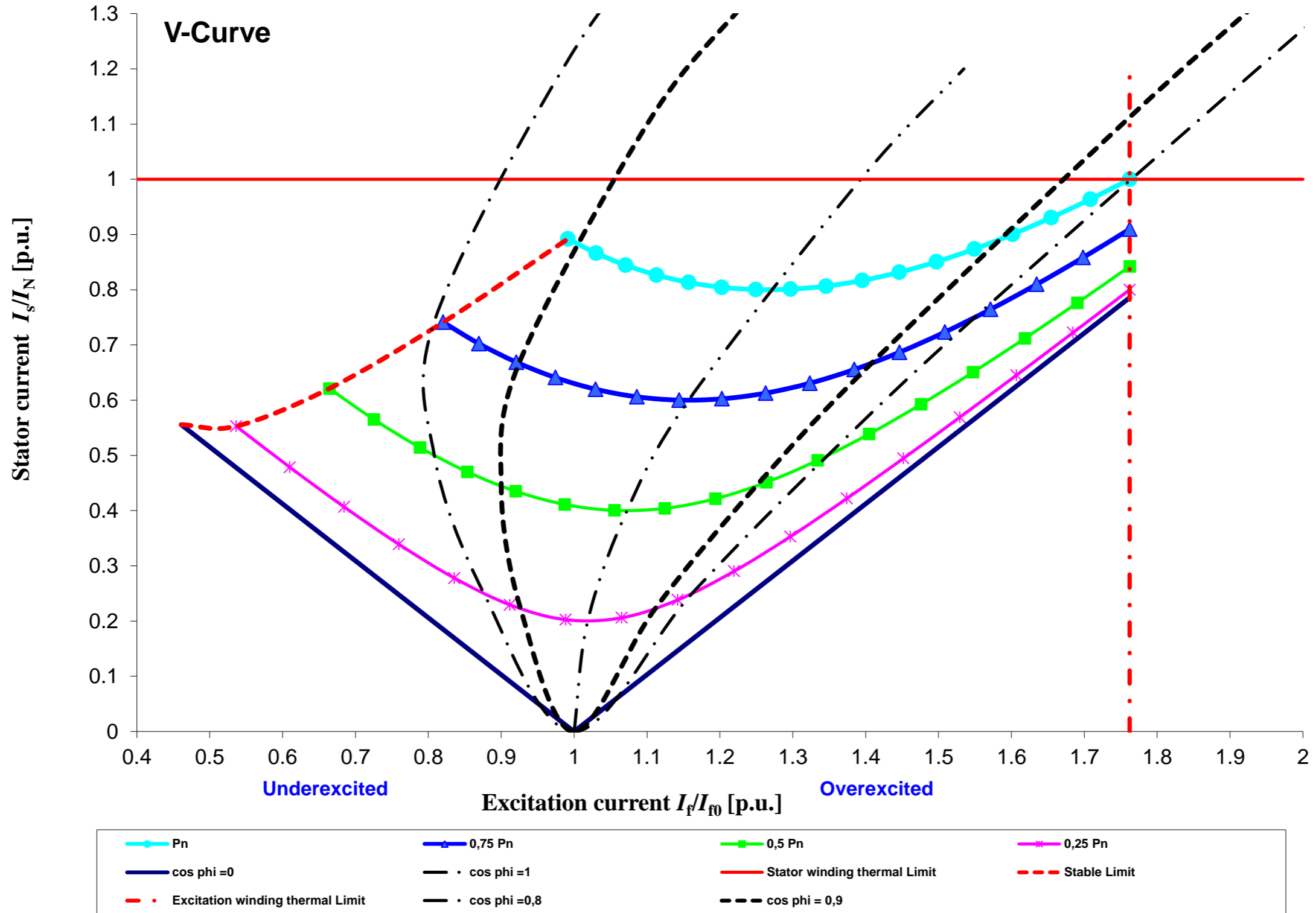


Cummins Generator Technologies

Datum / date:

03/04/2014

TYPE	DIG 156 o/8	Projekt:		Order Nr.:	
------	-------------	----------	--	------------	--



Cummins Generator Technologies	Datum / date:	
	03/04/2014	