

# STAMFORD®

## S9M1D-E4 Wdg.51 - Technical Data Sheet

### Standards

STAMFORD industrial alternators meet the requirements of the relevant parts of the IEC 60034 and the relevant sections of other international standards such as BS5000-3, ISO 8528-3, VDE 0530, NEMA MG1-32, CSA C22.2-100 and AS 60034. Other standards and certifications can be considered on request.

### Quality Assurance

Alternators are manufactured using production procedures having a quality assurance level to BS EN ISO 9001.



### Excitation and Voltage Regulators

Excitation System					
AVR Type	DM110	DECS100	DECS150		
Voltage Regulation	± 0.25%	± 0.25%	± 0.25%		with 4% Engine Governing
AVR Power	PMG	PMG	PMG		

No Load Excitation Voltage (V)	10.4 - 10.8
No Load Excitation Current (A)	0.9 - 0.9
Full Load Excitation Voltage (V)	42
Full Load Excitation Current (A)	3.4
Exciter Time Constant (seconds)	0.28

# STAMFORD®

## S9M1D-E4 Wdg.51

<b>Electrical Data</b>			
Insulation System	H		
Stator Winding	Double Layer Lap		
Winding Pitch	5/6		
Winding Leads	6		
Winding Number	51		
Number of Poles	4		
IP Rating	IP23		
RFI Suppression	BS EN 61000-6-2 & BS EN 61000-6-4, VDE 0875G, VDE 0875N. Refer to factory for others		
Waveform Distortion	NO LOAD < 1.5% NON-DISTORTING BALANCED LINEAR LOAD < 5.0%		
Short Circuit Ratio	1/Xd		
Steady State X/R Ratio	46.47		
		<b>50 Hz</b>	<b>60 Hz</b>
Telephone Interference	THF < 2%		TIF < 50
Cooling Air Flow	2.78 m³/sec		3.33 m³/sec
Voltage Star (V)	3300		4160
Voltage Parallel Star (V)	-		-
Voltage Delta (V)	-		-
kVA Base Rating (Class H) for Reactance Values (kVA)	2963		3656
<b>Saturated Values in Per Unit at Base Ratings and Voltages</b>			
Xd Dir. Axis Synchronous	2.764		2.575
X'd Dir. Axis Transient	0.210		0.196
X''d Dir. Axis Subtransient	0.142		0.132
Xq Quad. Axis Reactance	1.239		1.154
X''q Quad. Axis Subtransient	0.271		0.253
XL Stator Leakage Reactance	0.110		0.102
X2 Negative Sequence Reactance	0.208		0.194
X0 Zero Sequence Reactance	0.136		0.127
<b>Unsaturated Values in Per Unit at Base Ratings and Voltages</b>			
Xd Dir. Axis Synchronous	3.317		3.090
X'd Dir. Axis Transient	0.242		0.225
X''d Dir. Axis Subtransient	0.166		0.155
Xq Quad. Axis Reactance	1.276		1.189
X''q Quad. Axis Subtransient	0.325		0.303
XL Stator Leakage Reactance	0.124		0.116
Xlr Rotor Leakage Reactance	0.242		0.225
X2 Negative Sequence Reactance	0.250		0.233
X0 Zero Sequence Reactance	0.159		0.148

# STAMFORD

## S9M1D-E4 Wdg.51

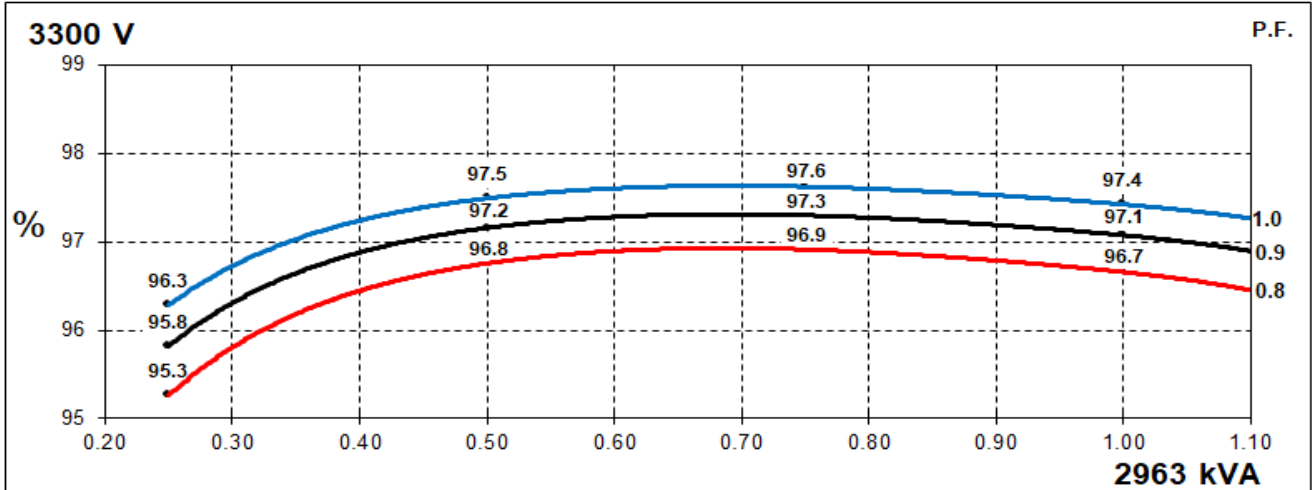
<b>Time Constants (Seconds)</b>		
T'd Transient Time Const.	0.227	
T'd Sub-Transient Time Const.	0.019	
T'do O.C. Field Time Const.	3.57	
Ta Armature Time Const.	0.083	
T"q Sub-Transient Time Const.	0.02	
<b>Resistances in Ohms (<math>\Omega</math>) at 22°C</b>		
Stator Winding Resistance (Ra), per phase for series connected	0.0247	
Rotor Winding Resistance (Rf)	0.63	
Exciter Stator Winding Resistance	11.2	
Exciter Rotor Winding Resistance per phase	0.016	
PMG Phase Resistance (Rpmg) per phase	1.91	
Positive Sequence Resistance (R1)	0.0309	
Negative Sequence Resistance (R2)	0.0356	
Zero Sequence Resistance (R0)	0.0309	
<b>Saturation Factors</b>	<b>3300V</b>	<b>4160V</b>
SG1.0	0.152	0.115
SG1.2	0.63	0.621
<b>Mechanical Data</b>		
Shaft and Keys	All alternator rotors are dynamically balanced to better than ISO 21940-11 Grade 2.5 for minimum vibration in operation. Two bearing generators are balanced with a half key.	
	1 Bearing	2 Bearing
SAE Adaptor		0, 00, None
Moment of Inertia	-	91.8 kgm <sup>2</sup>
Weight Wound Stator	-	2198kg
Weight Wound Rotor	-	2194kg
Weight Complete Alternator	-	6200kg
Shipping weight in a Crate	-	6580kg
Packing Crate Size	-	280 x 200 x 220(cm)
Maximum Over Speed	2250 RPM for two minutes	
Bearing Drive End	-	6236
Bearing Non-Drive End	-	6324

# STAMFORD®

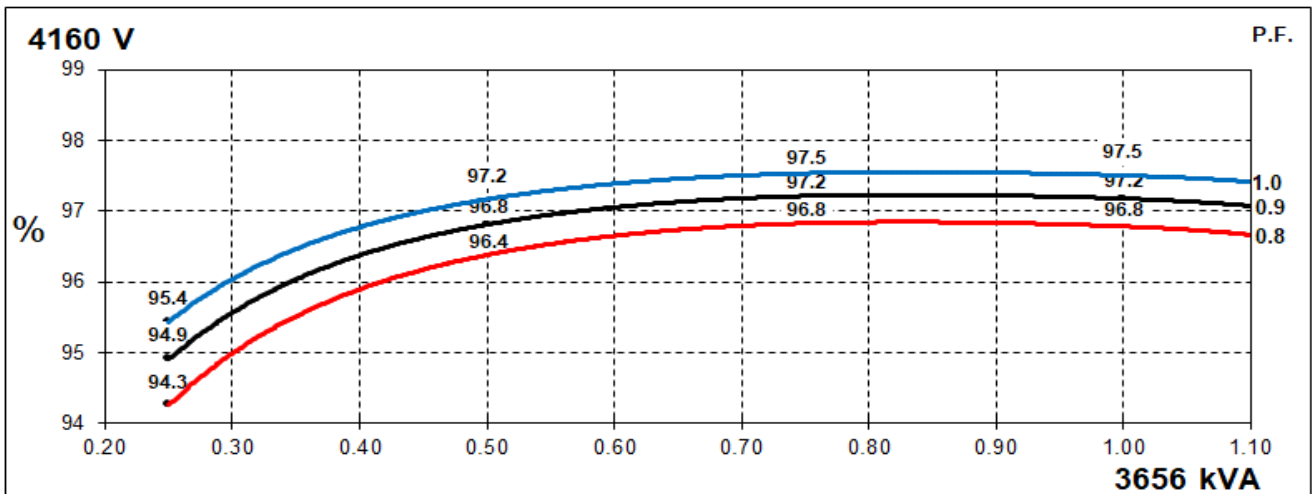
S9M1D-E4 Wdg.51

## THREE PHASE EFFICIENCY CURVES

50Hz



60Hz

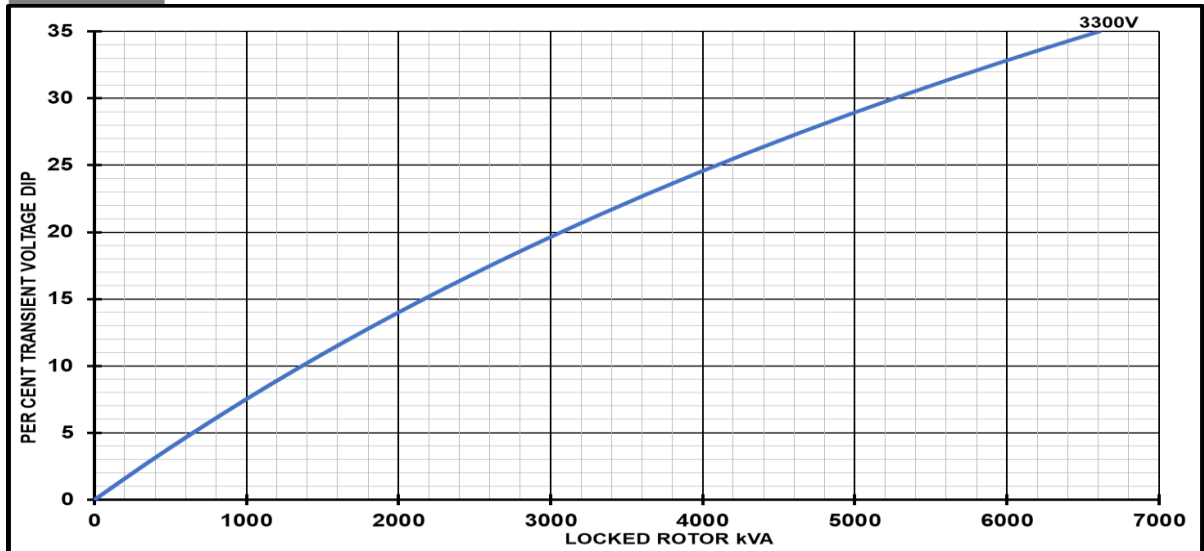


# STAMFORD®

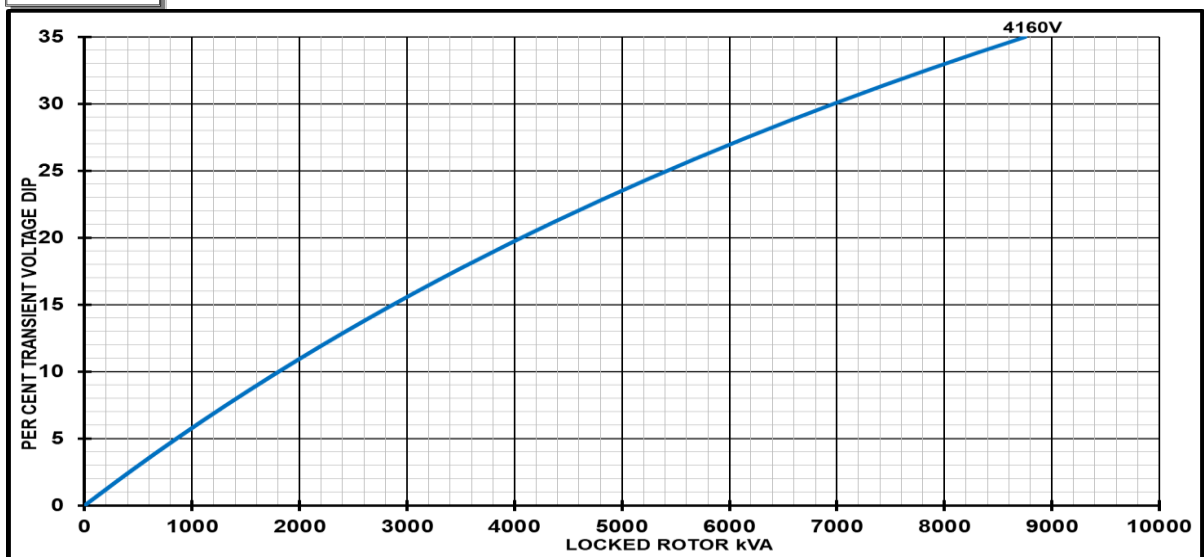
S9M1D-E4 Wdg.51

## Locked Rotor Motor Starting Curves - Separately Excited

**50Hz**



**60Hz**



Transient Voltage Dip Scaling Factor		Transient Voltage Rise Scaling Factor	
Lagging PF	Scaling Factor	Lagging PF	Scaling Factor
<= 0.4	1.00	<= 0.4	1.25
0.5	0.95	0.5	1.20
0.6	0.90	0.6	1.15
0.7	0.86	0.7	1.10
0.8	0.83	> 0.7	1.00
0.9	0.75		
0.95	0.70		
1	0.65		

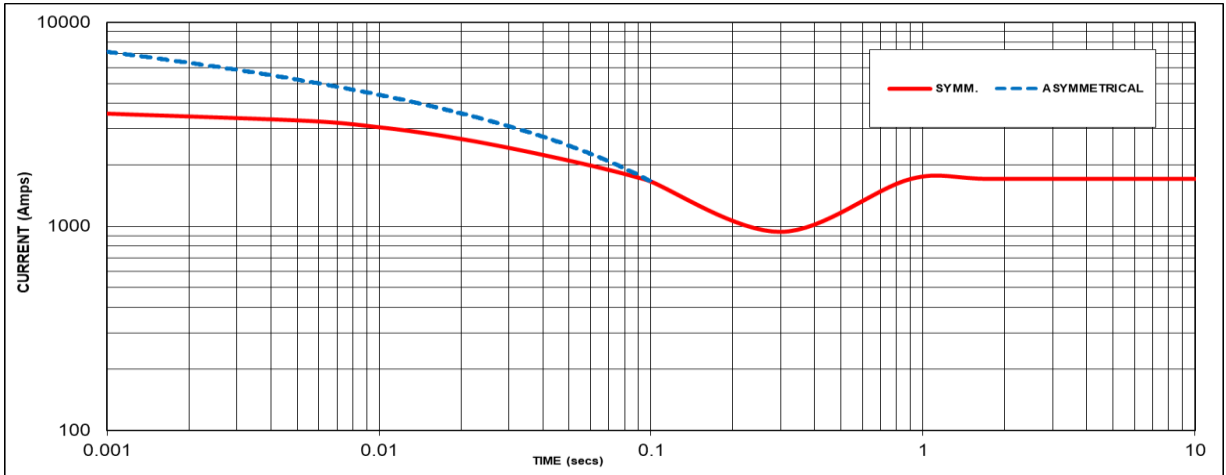
**Note:** To determine % Transient Voltage Dip or Voltage Rise at various PF, multiply the % Voltage Dip from the curve directly by the Scaling Factor.

# STAMFORD<sup>®</sup>

## S9M1D-E4 Wdg.51

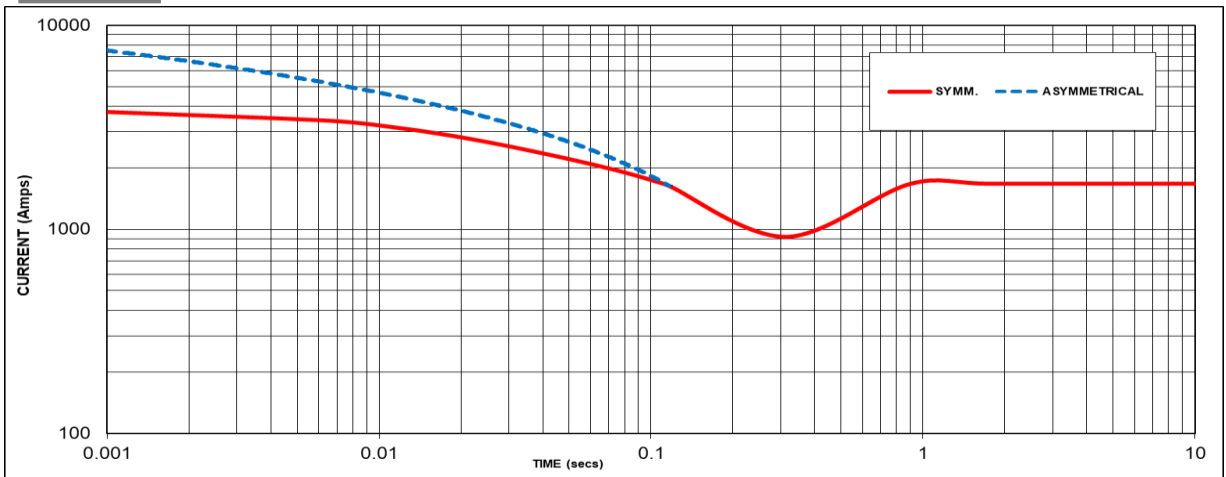
### Three-phase Short Circuit Decrement Curve - Separately Excited

**50Hz**



Sustained Short Circuit = 1710 Amps

**60Hz**



Sustained Short Circuit = 1674 Amps

**Note 1**

The following multiplication factors should be used to adjust the values from curve between time 0.001 seconds and the minimum current point in respect of nominal operating voltage :

50Hz		60Hz	
Voltage	Factor	Voltage	Factor
3300V	X 1.00	4160V	X 1.00
-	-	-	-
-	-	-	-
-	-	-	-

The sustained current value is constant irrespective of voltage level

**Note 2**

The following multiplication factor should be used to convert the values calculated in accordance with NOTE 1 to those applicable to the various types of short circuit :

	3-phase	2-phase L-L	1-phase L-N
Instantaneous	x 1.00	x 0.87	x 1.30
Minimum	x 1.00	x 1.80	x 3.20
Sustained	x 1.00	x 1.50	x 2.50
Max. sustained duration	10 sec.	5 sec.	2 sec.

**Note 3**

All other times are unchanged

Curves are drawn for Star connections under no-load excitation at rated speeds. For other connection (where applicable) the following multipliers should be applied to current values as shown :

Parallel Star = Curve current value X 2

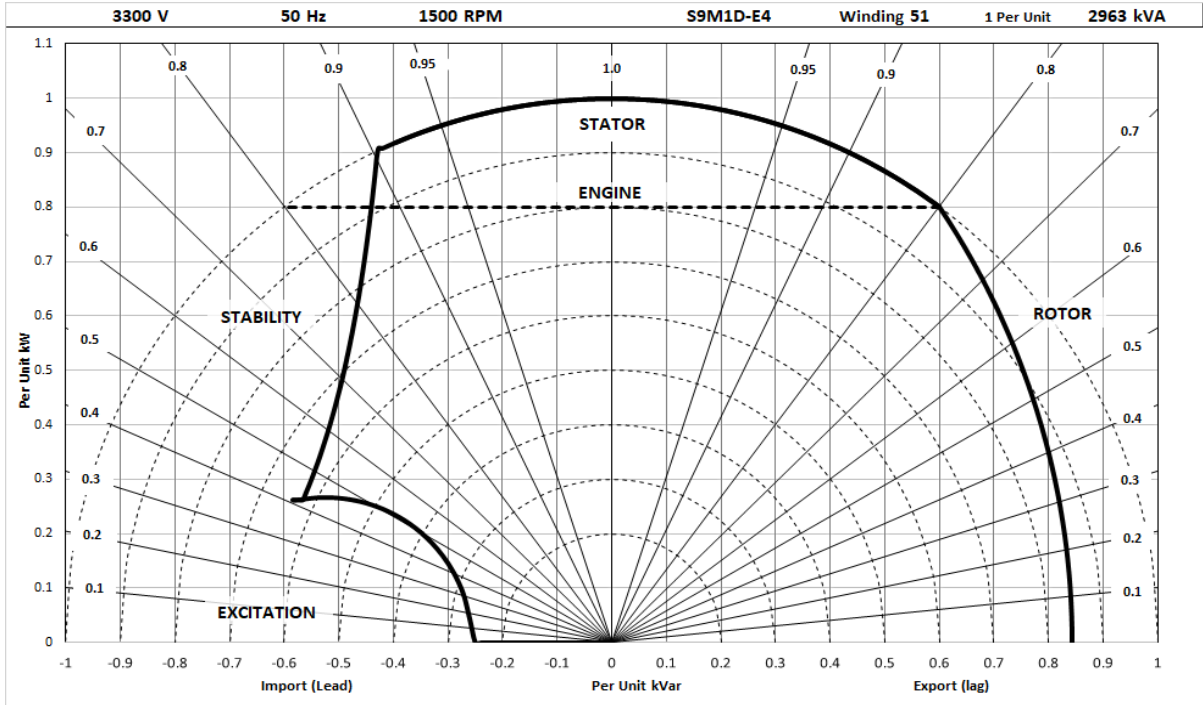
Series Delta = Curve current value X 1.732

# STAMFORD

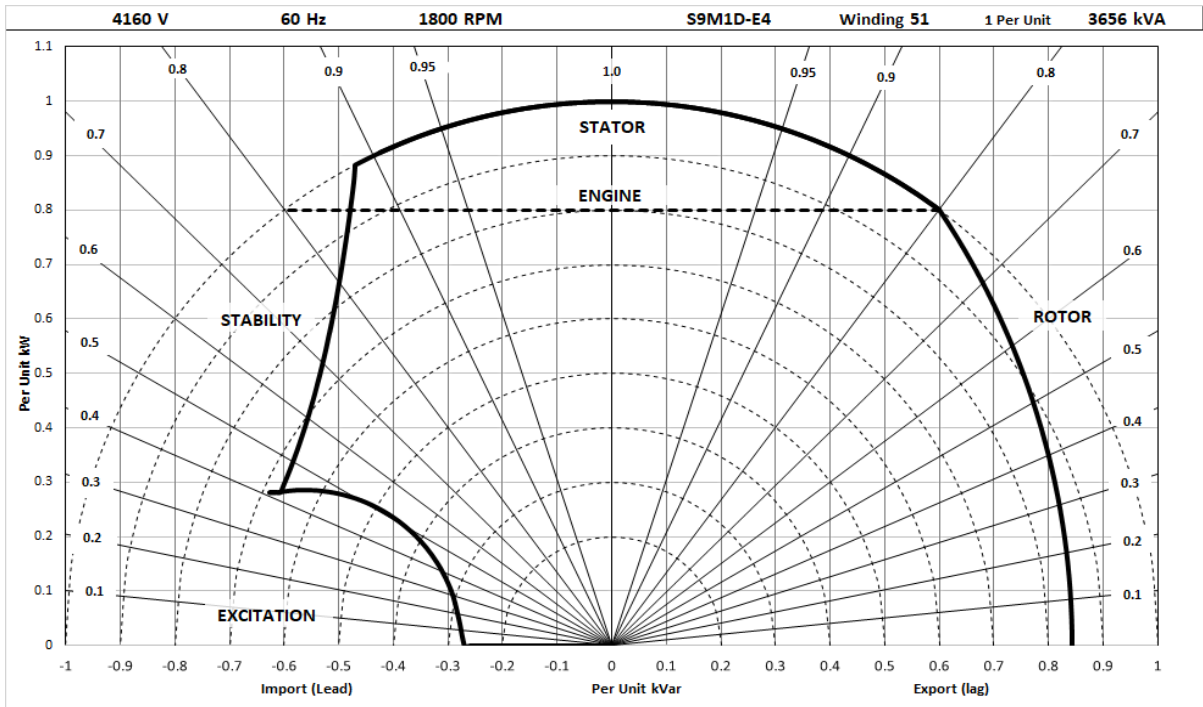
S9M1D-E4 Wdg.51

## Typical Alternator Operating Charts

**3300V/50Hz**



**4160V/60Hz**



# STAMFORD®

## S9M1D-E4 Wdg.51

### RATINGS AT 0.8 POWER FACTOR

Class - Temp Rise		Standby - 150/40°C	Cont. H - 125/40°C	Cont. F - 105/40°C	Cont. B - 80/40°C
<b>50</b> Hz	Star (V)	3300	3300	3300	3300
	Parallel Star (V)	N/A	N/A	N/A	N/A
	Delta (V)	N/A	N/A	N/A	N/A
	kVA	3170	2963	2726	2370
	kW	2536	2370	2181	1896
	Efficiency (%)	96.5	96.7	96.8	96.9
	kW Input	2627	2452	2253	1957

<b>60</b> Hz	Star (V)	4160	4160	4160	4160
	Parallel Star (V)	N/A	N/A	N/A	N/A
	Delta (V)	N/A	N/A	N/A	N/A
	kVA	3912	3656	3364	2925
	kW	3130	2925	2691	2340
	Efficiency (%)	96.7	96.8	96.8	96.9
	kW Input	3236	3022	2779	2416

#### De-rates

All values tabulated above are subject to the following reductions:

- 5% when air inlet filters are fitted
- 3% for every 500 meters by which the operating altitude exceeds 1000 meters above mean sea level
- 3% for every 5°C by which the operational ambient temperature exceeds 40°C @ Class H temperature rise (please refer to applications for ambient temperature de-rates at other temperature rise classes)
- For marine alternators, 3% for every 5°C by which the operational ambient temperature exceeds 50°C
- For any other operating conditions impacting the cooling circuit please refer to applications

Note: Requirement for operating in an ambient exceeding 60°C and altitude exceeding 4000 meters (for <690V) or 1500 meters (for >690V) must be referred to applications.

#### Dimensional and Torsional Drawing

For dimensional and torsional information please refer to the alternator General Arrangement and rotor drawings available on our website (<http://stamford-avk.com/>)

**Note:** Continuous development of our products means that the information contained in our data sheets can change without notice, and specifications should always be confirmed with Cummins Generator Technologies prior to purchase.





Follow us @stamfordavk



Cummins Generator Technologies



View our videos at [youtube.com/stamfordavk](https://youtube.com/stamfordavk)

[stamford-avk.com](https://stamford-avk.com)

**For Applications Support:  
applications@cummins.com**

**For Customer Service:  
emea.service@cummins.com**

**For General Enquiries:  
Stamford-avk@cummins.com**

Copyright 2024. Cummins Generator Technologies Ltd. All rights reserved.  
Cummins and the Cummins logo are registered trade marks of Cummins Inc.  
STAMFORD is a registered trade mark of Cummins Generator Technologies Ltd.

