


**STAMFORD<sup>®</sup>**  
**AvK<sup>®</sup>**

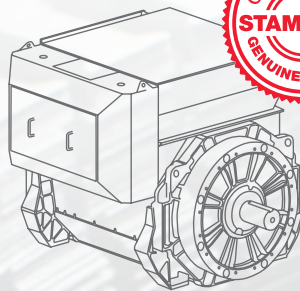
# Power Portfolio

the ultimate alternator range




EST.  
**1904**

# The Ultimate Range

**STAMFORD®****7.5 – 5,000kVA**

Utilising wire-wound technology and with an output extending from 7.5 to 5,000kVA, genuine STAMFORD alternators are designed for delivering superior efficiencies in marine, oil and gas auxiliary, UPS, telecoms, CHP, construction and other continuous or standby power applications. STAMFORD alternators are available with a choice of SAE adaptors to ensure easy coupling to a wide range of prime movers.

**AvK®****600 – 11,200kVA**

With a robust bar wound configuration, AvK alternators are robustly engineered products up to 11,200kVA, specifically designed to meet the challenges of the most arduous applications and environments - be it in extraction of oil and gas, coal and minerals, critical marine power to tankers and container vessels. Our extensive experience and knowledge gathered from a large number of diverse alternator installations worldwide provides expertise in offering integrated design solutions that helps our customers compete more successfully throughout the world.



**Prime Movers**

Designed to couple with: Diesel Engine, Gas Engine, Steam Turbine, Gas Turbine  
 Diesel Engine compatibility: all brands and nodes

**Common Features**

Technology: Wire wound  
 Protection: IP23 as standard  
 Open ventilated construction

**Designed For**

Prime Power, Standby, Marine, Oil and Gas Auxiliary, Mining, Critical Protection and UPS, Combined Heat and Power, Telecoms, Mobile Construction

**Classifications**

Compatible with Industrial Standards:



Compatible with Marine Classifications:

**Prime Movers**

Designed to couple with: Diesel Engine, Gas Engine, Steam Turbine, Gas Turbine  
 Diesel Engine compatibility: all brands and nodes

**Common Features**


Technology: Bar wound  
 Protection: IP23 as standard with higher IP ratings available as options  
 Totally enclosed construction  
 Highly configurable design

**Designed For**

Prime Power, Power Plants, Marine, Oil and Gas, Mining

**Classifications**

Compatible with Industrial Standards:

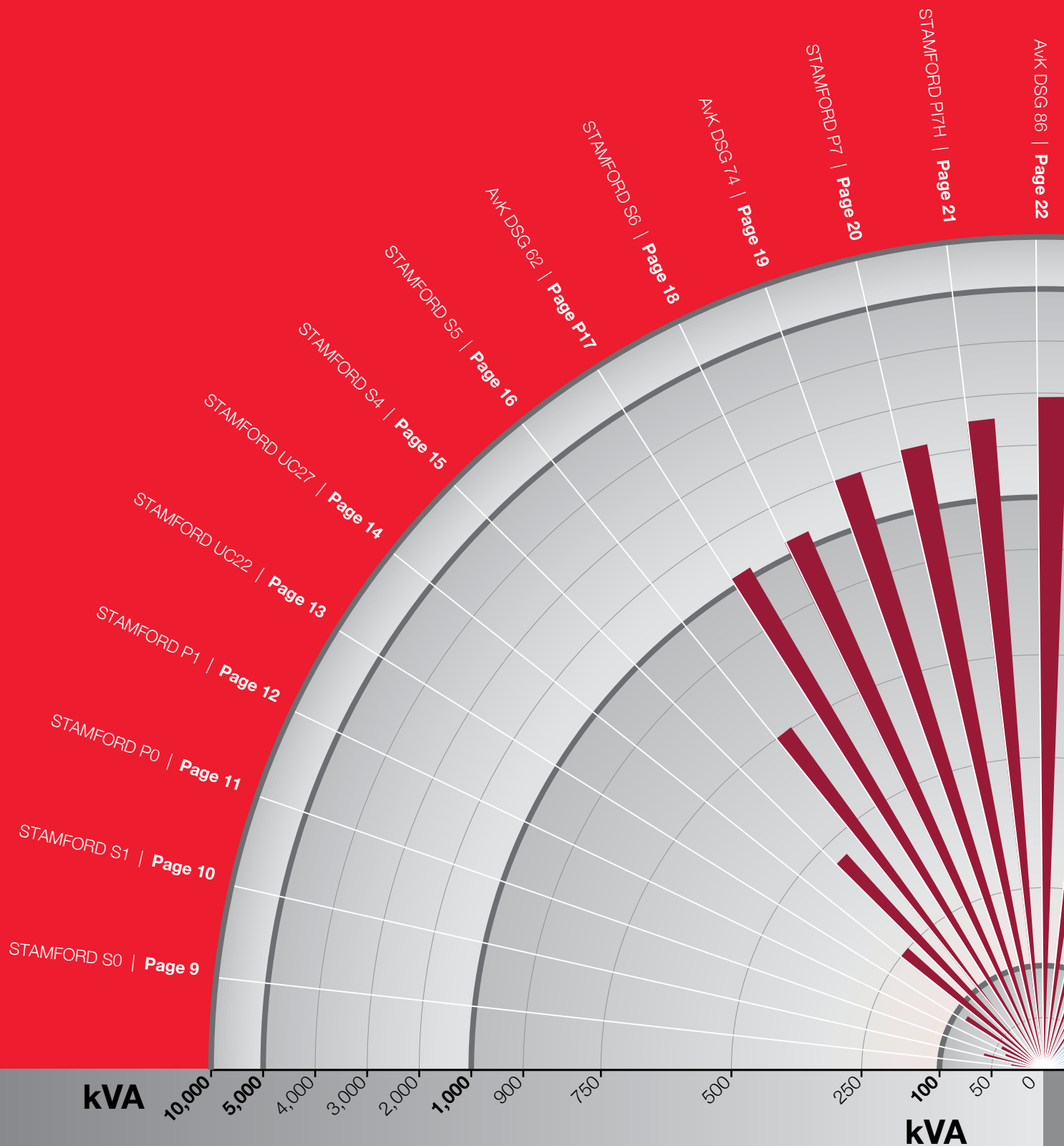


Compatible with Marine Classifications:



# Quick Alternator Selector

Use the Quick Alternator Selector to determine which STAMFORD or AvK alternator you need for your power project.



**1** Determine your power requirements and find the desired kVA or kW along the axis

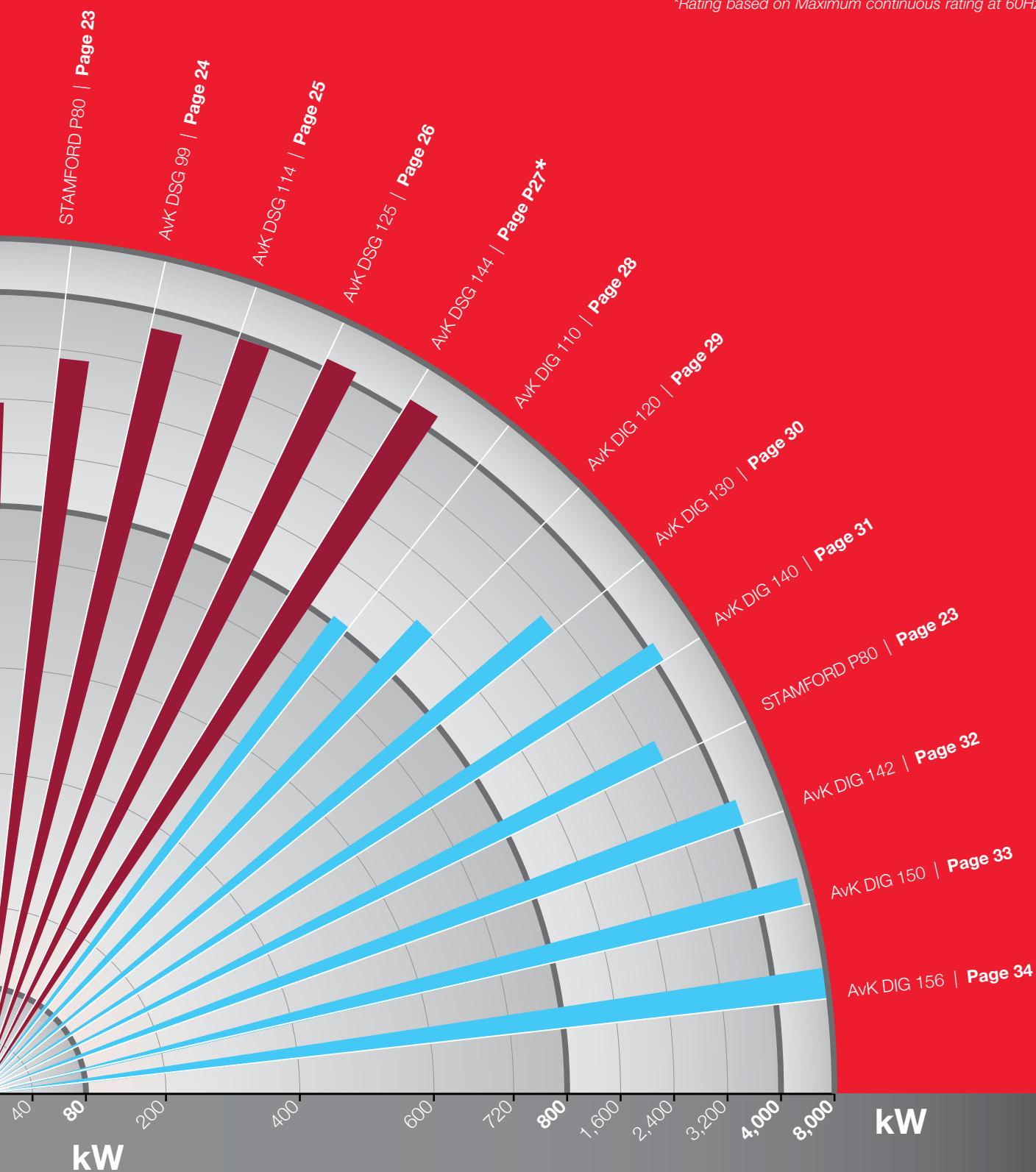
**2** Follow the curve until you find a alternator that matches your power and voltage requirement

**Key**

- Low Voltage
- Medium/High Voltage

Ratings based on Maximum continuous rating at 50Hz

\*Rating based on Maximum continuous rating at 60Hz



**3** Read the label of your selected alternator to see which page it is featured on for more information

To attain further technical specifications of your selected alternator, visit the STAMFORD | AvK Product Selector at [www.stamford-avk.com/productselector](http://www.stamford-avk.com/productselector)

# Customer Support Excellence. Every™ Time.

## Industry Leading Technical Support

### It's what we do

From pre-sales application support all the way through to engineers servicing your STAMFORD or AvK alternators, we're there for you. For over 100 years and counting, Cummins Generator Technologies prides itself on the proven support we've delivered for our customers, globally.

### Selecting the right alternator for the right application

In today's complex world our goal is to make your life simpler - by using our unrivaled experience to provide solutions to your challenges. With a rich, proven history of helping our customers become efficient, we understand the performance requirements that each application and operating environment demands. Our knowledgeable, experienced applications engineers align individual customers' power needs with the most suitable alternator specification.

For applications engineering support or training contact  
[applications@cummins.com](mailto:applications@cummins.com)



### Application Engineering Training

Cummins Generator Technologies offers a wide range of alternator application training courses to help our customers in the design and operation of our products.

Our training packages can be fully customized to meet your training requirements. We are completely flexible and can adapt any of our training courses to ensure we deliver material that suits your business objectives. From the very basics of electrical fundamentals to complex alternator sizing we will aim to deliver training to meet the specified requirements of the delegates.

Our training courses can be conducted in-house or locally at customer premises.

# Global Customer Service

## One Global Service Network

Our professional engineers are widely recognised in the industry as experts in electrical, electronic and mechanical engineering. They in turn are supported by a common worldwide spares and service network for all STAMFORD and AvK alternators.

## What that means to you

- Emergency Hotline for 24 hour response to service emergencies, 7 days a week +44 (0)1780 484732
- Experienced "Factory" engineers and trained local Dealer network to respond immediately to rectify customer onsite problems
- Quotations for inspection, commissioning and refurbishment of alternators at the customer site
- AVR & accessory set-up on site
- STAMFORD and AvK parts identification
- Extensive Aftermarket network distribution for genuine STAMFORD and AvK parts
- Extensive aftermarket distribution for genuine STAMFORD and AvK parts
- Quotations for extended warranty
- Quotations for Genset installation and coupling alignment checks

## Service Training

Product familiarity will ensure maximum productivity and optimum use of the alternator. Our Service Training teams offer service training courses for engineers, operators and service and support staff. Each course is individually tailored to suit the needs of the customer, the generator set builder or the end-user. Product familiarisation courses, with a choice of training modules - including alternator control systems, applications, trouble-shooting, maintenance or other specific requirements - are also available.

For further information on service training contact [stamford-avkservicetraining@cummins.com](mailto:stamford-avkservicetraining@cummins.com)

For support on service events and inquiries contact [service-engineers@cumminsgeneratortechnologies.com](mailto:service-engineers@cumminsgeneratortechnologies.com)

## Aftermarket Parts

For genuine Aftermarket Parts, visit:  
[www.stamford-avk.com/aftermarket-support](http://www.stamford-avk.com/aftermarket-support)



# Accessories

## Current Sensing Kit

Assists the AVR to achieve accurate voltage regulation when supplying loads at the end of long cable runs.

## Separate Voltage Trimmer

Provides remote fine adjustment of the alternator output voltage.

## Paralleling Kit

Quadrature Droop provides a drooping characteristic, when paralleling alternators, ensuring the load is shared in proportion to the alternator outputs.

## RFI Suppressor Kit

Reduces the radiated RFI signal from the alternator to enable compliance with various high level EMC standards.

## Excitation Loss Module

Detects loss of excitation, not easily detectable by other means, when alternators are running in parallel. This unit switches a single pole change over contact which can be incorporated into an external protection system.

## Manual Voltage Regulator

Controls the alternator output voltage manually under emergency conditions. This must be in conjunction with the PMG type control system.

## Frequency Detection Module

Senses frequency, and hence rotational speed, can be used to disengage the starter when engine fires, and to shut down the engine in event of overspeed.

## Power Factor Controller

Controls and maintains a required power factor condition whilst running in parallel with a mains supply. This unit also incorporates a voltage matching facility for use with basic automatic synchronising equipment.

## Alternator Protection Module

Detects overload conditions by measuring voltage discrepancies in the alternator phase voltages. On fault detection, the unit switches a change over contact; this could be incorporated to trip a circuit breaker, stop the engine, or de-excite the alternator.

## Diode Failure Detector

On detection of a failed rotating diode this module switches a change over contact. This could either trigger an alarm or automatically shut down the set.

## Excitation Circuit Breaker

Circuit breaker which is tripped by a signal from the MX321 AVR overvoltage detection circuit.

## Dual AVR System

Used for manual switching between two AVRs where the specification calls for the provision of a backup AVR.





## AVRs

STAMFORD | AvK offer a wide selection of AVR's (Automatic Voltage Regulator) which are suitable for use with many of the products within the alternator range. The AVR is the heart of the alternator and maintains the steady state output voltage within close limits during operation. The AVR's include the latest technology to provide the highest level of performance during all operating conditions.

All AVR's are encapsulated to provide protection against moisture, salt and sand in the atmosphere and mounted on anti-vibration mounts for mechanical protection from engine vibration.

### Genuine STAMFORD | AvK AVR's Maximise Performance

STAMFORD | AvK offer a complete range of analogue and digital AVR's designed to match your application.

Only genuine STAMFORD & AvK AVR's should be used to avoid expensive repair costs and under performance of your STAMFORD or AvK alternator. To find out more please email [parts.enquires@cummins.com](mailto:parts.enquires@cummins.com)



*A Digital STAMFORD and AvK AVR, the DM110*

AVR	Type	Excitation Method	Voltage Regulation
SX460	Analogue	Self-Excited	+/-1.0%
AS440	Analogue	Self-Excited	+/-1.0%
AS540	Analogue	Self-Excited/Aux Winding	+/-1.0%
AS480	Analogue	Self-Excited + EBS	+/-1.0%
MX341	Analogue	PMG	+/-1.0%
MX321	Analogue	PMG	+/-0.5%
DM110	Digital	PMG/Aux. Winding	+/-0.25%
DECS 100	Digital	PMG/Aux. Winding	+/-0.25%
DECS 250	Digital	PMG/Aux. Winding	+/-0.25%
UNITROL 1010	Digital	PMG/Aux. Winding	+/-0.2%
UNITROL 1020	Digital	PMG/Aux. Winding	+/-0.2%

EBS – Excitation Boost System

PMG – Permanent Magnet Generator

# The Right Technology

**STAMFORD®****S0**

Model	S0
Maximum continuous rating at 50Hz (kVA)	30
Maximum continuous rating at 60Hz (kVA)	36

Specifications	
Voltage Range	380-480
Poles	4
Technology	Wire Wound
AVR	Analogue
Voltage sensing	2 Phase
Bearing Arrangement	Single
SAE Adaptors	3, 4, 5
Terminals	12
Material Insulation Class	H
Excitation System	Self Exciting
Ingress Protection	IP23

Optional Features	
Excitation System	Auxiliary Winding on S0L2 Models
Output configurations	1 phase re-connectable
Environmental protection	Anti-condensation Heaters
	Epoxy Gel Coat

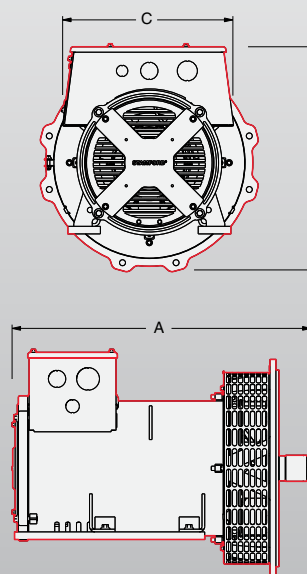
Designed For	
Oil & Gas Auxiliary	●
Telecommunications	●
Mobile Construction	●
Combined Heat & Power	●
Critical Protection & UPS	●
Continuous Power & Standby	●

Prime Movers	
Diesel Engine	●
Gas Engine	



## DIMENSIONS

Drawings represent standard design  
All dimensions in millimetres (mm)



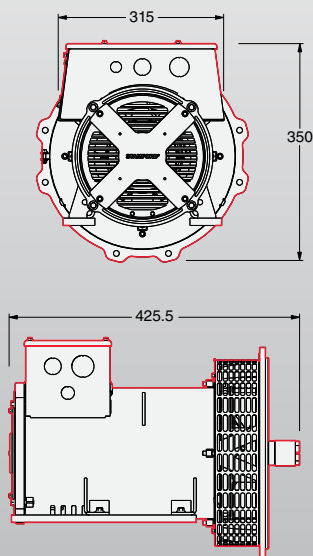
Model	A	B	C
S0L1	441 - 545	398 - 440	314
S0L2	495 - 614	428 - 465	345

**3 YEAR  
WARRANTY**



## DIMENSIONS

Drawings represent standard design  
All dimensions in millimetres (mm)



# S1

# STAMFORD®

Model	S1
Maximum continuous rating at 50Hz (kVA)	66
Maximum continuous rating at 60Hz (kVA)	75

Specifications	
Voltage Range	380-480
Poles	4
Technology	Wire Wound
AVR	Analogue
Voltage sensing	2 Phase
Bearing Arrangement	Single
SAE Adaptors	3, 4
Terminals	12
Material Insulation Class	H
Excitation System	Self Exciting
Ingress Protection	IP23

Optional Features	
Excitation System	Auxiliary Winding
Output configurations	1 phase re-connectable
Environmental protection	Anti-condensation Heaters
	Epoxy Gel Coat

Designed For	
Oil & Gas Auxiliary	●
Telecommunications	●
Mobile Construction	●
Combined Heat & Power	●
Critical Protection & UPS	●
Continuous Power & Standby	●

Prime Movers	
Diesel Engine	●
Gas Engine	

**3 YEAR  
WARRANTY**

**STAMFORD®****P0****Model**

Maximum continuous rating at 50Hz (kVA)

17.5

Maximum continuous rating at 60Hz (kVA)

25

**Specifications**

Voltage Range

380-600

Poles

2, 4

Technology

Wire Wound

AVR

Analogue

Voltage sensing

2-Phase

Bearing Arrangement

Single

SAE Adaptors

2, 3, 4, 5

Terminals

12

Material Insulation Class

H

Excitation System

Self exciting

Ingress Protection

IP23

Connection with other machines

Paralleling capability

**Optional Features**

Excitation System

EBS

Bearing Arrangement

Double

Output configurations

1 phase  
re-connectable

Temperature monitoring

Thermistors

Environmental protection

Anti-condensation  
Heaters**Designed For**

Marine Auxiliary

●

Oil &amp; Gas Auxiliary

●

Telecommunications

●

Mobile Construction

●

Combined Heat &amp; Power

●

Critical Protection &amp; UPS

●

Continuous Power &amp; Standby

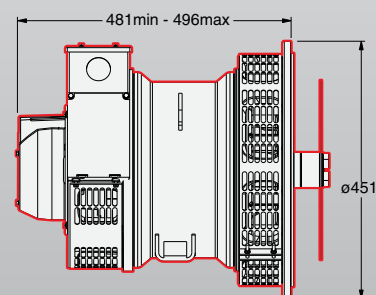
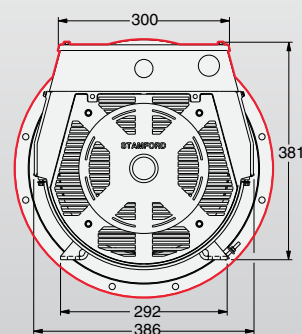
●

**Prime Movers**

Diesel Engine

●

Gas Engine

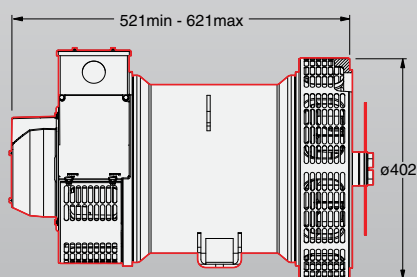
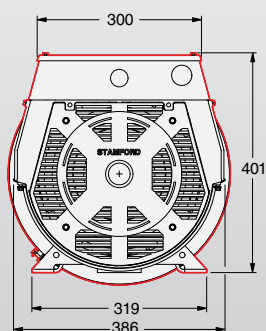
**DIMENSIONS***Drawings represent standard design**All dimensions in millimetres (mm)*





## DIMENSIONS

Drawings represent standard design  
All dimensions in millimetres (mm)



# P1

# STAMFORD®

Model	P1
Maximum continuous rating at 50Hz (kVA)	42.5
Maximum continuous rating at 60Hz (kVA)	55

Specifications	
Voltage Range	380-600
Poles	2, 4
Technology	Wire Wound
AVR	Analogue
Voltage sensing	2-Phase
Bearing Arrangement	Single
SAE Adaptors	2, 3, 4
Terminals	12
Material Insulation Class	H
Excitation System	Self exciting
Ingress Protection	IP23
Connection with other machines	Paralleling capability

Optional Features	
Excitation System	EBS
Bearing Arrangement	Double
Output configurations	1 phase re-connectable
Temperature monitoring	Thermistors
Environmental protection	Anti-condensation Heaters

Designed For	
Marine Auxiliary	●
Oil & Gas Auxiliary	●
Telecommunications	●
Mobile Construction	●
Combined Heat & Power	●
Critical Protection & UPS	●
Continuous Power & Standby	●

Prime Movers	
Diesel Engine	●
Gas Engine	

**STAMFORD®****UC22**

Model	UC22
Maximum continuous rating at 50Hz (kVA)	85
Maximum continuous rating at 60Hz (kVA)	103.8

**Specifications**

Voltage Range	380-690
Poles	4
Technology	Wire Wound
AVR	Analogue
Voltage sensing	2-Phase
Bearing Arrangement	Single
SAE Adaptors	1, 2, 3, 4
Terminals	12
Material Insulation Class	H
Excitation System	Self exciting
Ingress Protection	IP23
Connection with other machines	Paralleling capability

**Optional Features**

Excitation System	PMG
Bearing Arrangement	Double
Ingress Protection	IP23 Air Filters
Output configurations	1 phase re-connectable
Voltage sensing	3-Phase sensing
Temperature monitoring	Thermistors
Environmental protection	Anti-condensation Heaters

**Designed For**

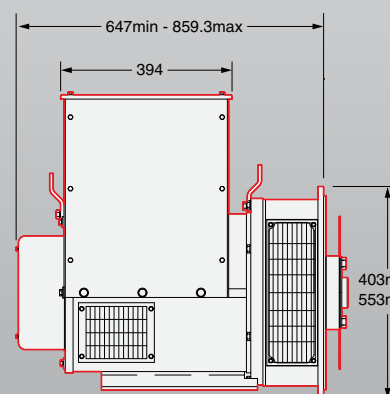
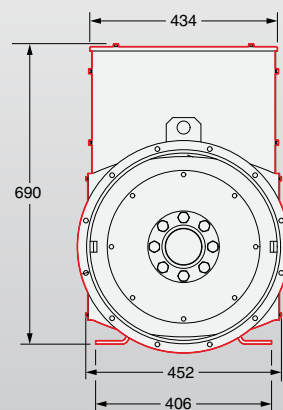
Grid Code Compatible	●
Marine Auxiliary	●
Oil & Gas Auxiliary	●
Telecommunications	●
Combined Heat & Power	●
Critical Protection & UPS	●
Continuous Power & Standby	●

**Prime Movers**

Diesel Engine	●
Gas Engine	●

**DIMENSIONS**

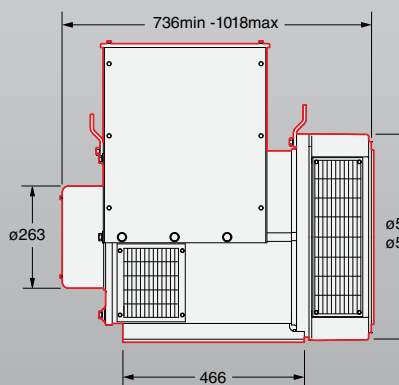
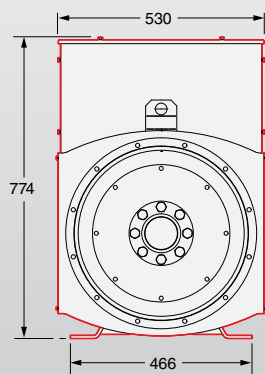
Drawings represent standard design  
All dimensions in millimetres (mm)





## DIMENSIONS

Drawings represent standard design  
All dimensions in millimetres (mm)



# UC27

# STAMFORD®

Model	UC27
Maximum continuous rating at 50Hz (kVA)	250
Maximum continuous rating at 60Hz (kVA)	312.5

Specifications	
Voltage Range	380-690
Poles	4
Technology	Wire Wound
AVR	Analogue
Voltage sensing	2-Phase
Bearing Arrangement	Single
SAE Adaptors	1, 2, 3
Terminals	12
Material Insulation Class	H
Excitation System	Self exciting
Ingress Protection	IP23
Connection with other machines	Paralleling capability

Optional Features	
Excitation System	PMG
Bearing Arrangement	Double
Ingress Protection	IP23 Air Filters
Output configurations	1 phase re-connectable
Voltage sensing	3-Phase sensing
Temperature monitoring	Thermistors
Environmental protection	Anti-condensation Heaters

Designed For	
Grid Code Compatible	●
Marine Auxiliary	●
Oil & Gas Auxiliary	●
Telecommunications	●
Combined Heat & Power	●
Critical Protection & UPS	●
Continuous Power & Standby	●

Prime Movers	
Diesel Engine	●
Gas Engine	●

**STAMFORD®****S4**

Model	S4
Maximum continuous rating at 50Hz (kVA)	450
Maximum continuous rating at 60Hz (kVA)	560

**Specifications**

Voltage Range	380-690
Poles	4
Technology	Wire Wound
AVR	Analogue
Voltage sensing	2-Phase
Bearing Arrangement	Single
SAE Adaptors	0, 0.5, 1, 2, 3
Terminals	12
Material Insulation Class	H
Excitation System	Self exciting
Ingress Protection	IP23
Connection with other machines	Paralleling capability

**Optional Features**

Excitation System	PMG
Bearing Arrangement	Double
Ingress Protection	IP23 Air Filters
Output configurations	1 phase re-connectable
Voltage sensing	3-Phase sensing
AVR	Digital
Temperature monitoring	Winding RTDs
Temperature monitoring	Thermistors
Environmental protection	Anti-condensation Heaters
Foot options	Adaptor Foot Flexible Foot

**Designed For**

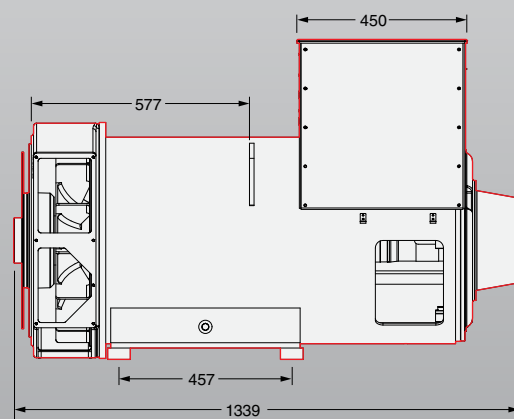
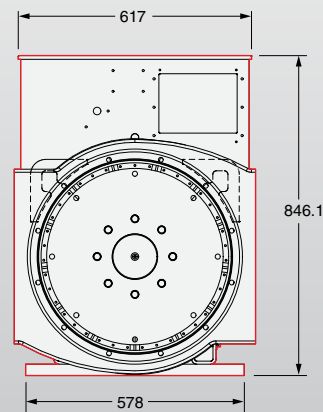
Grid Code Compatible	●
Marine Auxiliary	●
Oil & Gas Auxiliary	●
Combined Heat & Power	●
Critical Protection & UPS	●
Continuous Power & Standby	●

**Prime Movers**

Diesel Engine	●
Gas Engine	●

**DIMENSIONS**

Drawings represent standard design  
All dimensions in millimetres (mm)

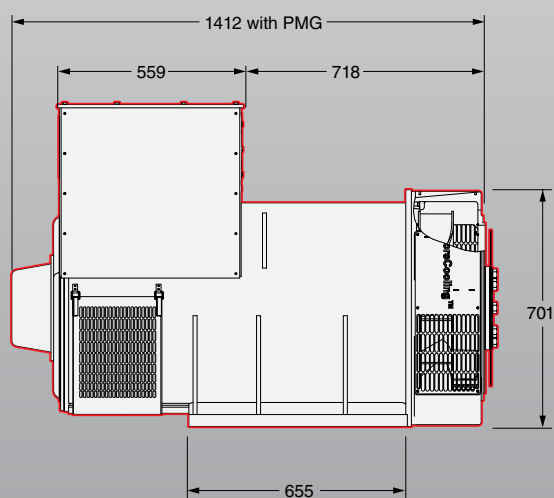
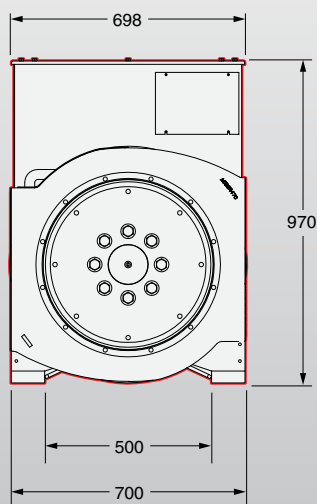

**3 YEAR  
WARRANTY**





## DIMENSIONS

Drawings represent standard design  
All dimensions in millimetres (mm)



# S5

# STAMFORD®

Model	S5
Maximum continuous rating at 50Hz (kVA)	810
Maximum continuous rating at 60Hz (kVA)	925

Specifications	
Voltage Range	380-690
Poles	4
Technology	Wire Wound
AVR	Analogue
Voltage sensing	2-Phase
Bearing Arrangement	Single
SAE Adaptors	00, 0, 0.5, 1
Terminals	12
Material Insulation Class	H
Excitation System	Self exciting
Ingress Protection	IP23
Connection with other machines	Paralleling capability

Optional Features	
Excitation System	PMG
Bearing Arrangement	Double
Ingress Protection	IP23 Air Filters
Output configurations	3 phase re-connectable
Voltage sensing	3-Phase sensing
AVR	Digital
Temperature monitoring	Winding RTDs
Temperature monitoring	Thermistors
Environmental protection	Anti-condensation Heaters

Designed For	
Grid Code Compatible	●
Marine Auxiliary	●
Oil & Gas Auxiliary	●
Combined Heat & Power	●
Critical Protection & UPS	●
Continuous Power & Standby	●

Prime Movers	
Diesel Engine	●
Gas Engine	●

## 3 YEAR WARRANTY

**AvK®****DSG 62**

Model	DSG 62
Maximum continuous rating at 50Hz (kVA)	1,100
Maximum continuous rating at 60Hz (kVA)	1,320

**Specifications**

Voltage Range	400-690
Poles	4
Technology	Bar Wound
AVR	Digital
Voltage sensing	3-Phase
Bearing Arrangement	Double
SAE Adaptors	1, 0, 00
Terminals	6
Material Insulation Class	H
Excitation System	Auxiliary Winding
Ingress Protection	IP23
Temperature monitoring	Winding RTDs
Connection with other machines	Paralleling capability

**Optional Features**

Ingress Protection	IP23 Air Filters
Ingress Protection	IP44/54/55 Totally enclosed
Cooling options	CACA/CACW
Environmental protection	Anti-condensation Heaters

**Designed For**

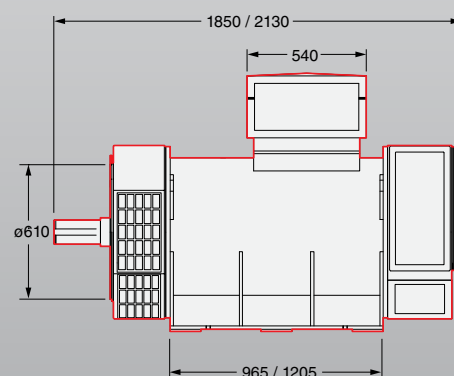
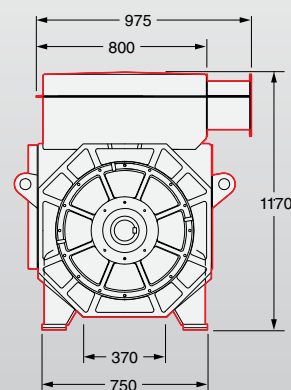
Grid Code Compatible	
Marine Auxiliary	●
Oil & Gas	●
Oil & Gas Auxiliary	●
Combined Heat & Power	●
Critical Protection & UPS	●
Continuous Power & Standby	●

**Prime Movers**

Diesel Engine	●
Gas Engine	●

**DIMENSIONS**

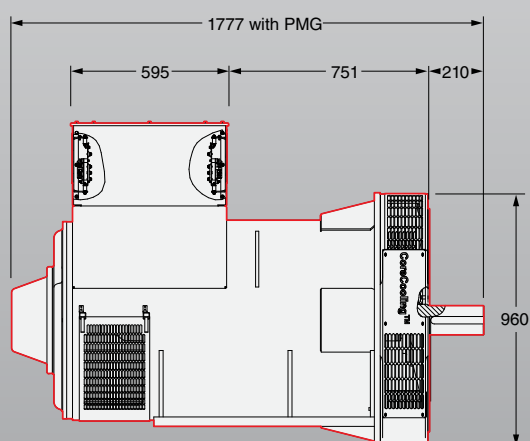
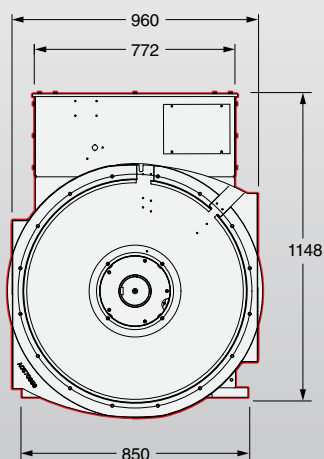
Drawings represent standard design  
All dimensions in millimetres (mm)





## DIMENSIONS

Drawings represent standard design  
All dimensions in millimetres (mm)



# S6

# STAMFORD®

Model	S6
Maximum continuous rating at 50Hz (kVA)	1,400
Maximum continuous rating at 60Hz (kVA)	1,695

Specifications	
Voltage Range	380-480
Poles	4
Technology	Wire Wound
AVR	Analogue
Voltage sensing	3-Phase
Bearing Arrangement	Single
SAE Adaptors	0, 00, 1
Terminals	6
Material Insulation Class	H
Excitation System	PMG
Ingress Protection	IP23
Connection with other machines	Paralleling capability

Optional Features	
Bearing Arrangement	Double
Ingress Protection	IP23 Air Filters
Ingress Protection	IP44 Air Filters
Output configurations	3 phase re-connectable
AVR	Digital
Temperature monitoring	Winding RTDs
Temperature monitoring	Thermistors
Environmental protection	Anti-condensation Heaters
Ingress Protection	IP44

Designed For	
Grid Code Compatible	
Marine Auxiliary	
Oil & Gas	
Oil & Gas Auxiliary	●
Combined Heat & Power	●
Critical Protection & UPS	●
Continuous Power & Standby	●

Prime Movers	
Diesel Engine	●
Gas Engine	●

## 3 YEAR WARRANTY

700 - 1,695 kVA

**AvK®****DSG 74**

Model	DSG 74
Maximum continuous rating at 50Hz (kVA)	2,000
Maximum continuous rating at 60Hz (kVA)	2,400

Specifications	
Voltage Range	400-690
Poles	4, 6, 8
Technology	Bar Wound
AVR	Digital
Voltage sensing	3-Phase
Bearing Arrangement	Double
SAE Adaptors	1, 0, 00
Terminals	6
Material Insulation Class	H
Excitation System	Auxiliary Winding
Ingress Protection	IP23
Temperature monitoring	Winding RTDs
Connection with other machines	Paralleling capability

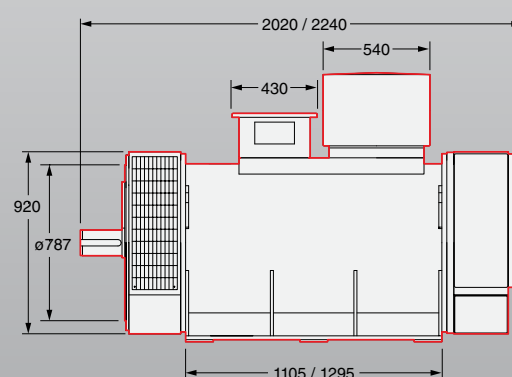
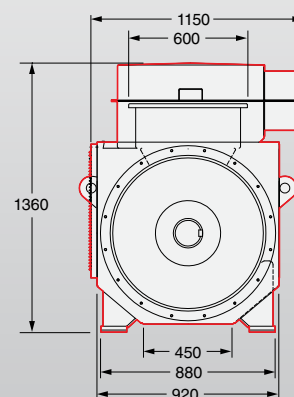
Optional Features	
Bearing Arrangement	Sleeve Bearings
Ingress Protection	IP23 Air Filters
Ingress Protection	IP44/54/55 Totally enclosed
Cooling options	CACA/CACW
Environmental protection	Anti-condensation Heaters

Designed For	
Power Plant	
Grid Code Compatible	
Marine Auxiliary	●
Oil & Gas	●
Oil & Gas Auxiliary	●
Combined Heat & Power	●
Critical Protection & UPS	●
Continuous Power & Standby	●

Prime Movers	
Diesel Engine	●
Gas Engine	●

**DIMENSIONS**

Drawings represent standard design  
All dimensions in millimetres (mm)

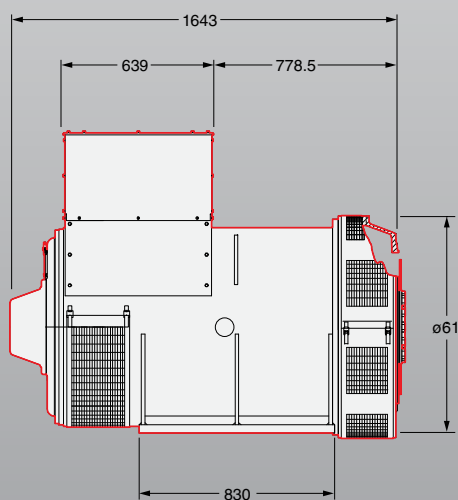
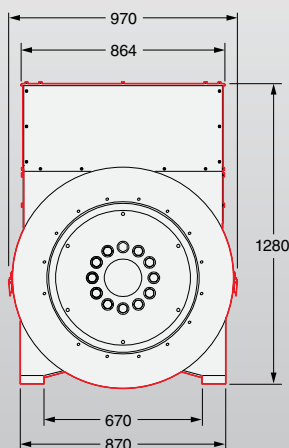






## DIMENSIONS

Drawings represent standard design  
All dimensions in millimetres (mm)



# P7

# STAMFORD®

Model	P7
Maximum continuous rating at 50Hz (kVA)	2,200
Maximum continuous rating at 60Hz (kVA)	2,750

Standard Features	
Voltage Range	380-690
Poles	4, 6
Technology	Wire Wound
AVR	Analogue
Voltage sensing	2-Phase
Bearing Arrangement	Single
SAE Adaptors	0, 00
Terminals	6
Material Insulation Class	H
Excitation System	PMG
Ingress Protection	IP23
Connection with other machines	Paralleling capability

Optional Features	
Bearing Arrangement	Double
Ingress Protection	IP23 Air Filters
Ingress Protection	IP44 Air Filters
Voltage sensing	3-Phase sensing
AVR	Digital
Temperature monitoring	Winding RTDs
	Thermistors
Environmental protection	Anti-condensation Heaters

Designed For	
Power Plant	●
Grid Code Compatible	●
Marine Propulsion	●
Marine Auxiliary	●
Oil & Gas	
Oil & Gas Auxiliary	●
Combined Heat & Power	●
Critical Protection & UPS	●
Continuous Power & Standby	●

Prime Movers	
Diesel Engine	●
Gas Engine	●
Gas Turbine	●
Steam Turbine	●

Low Voltage

1,115 - 2,950 kVA

**STAMFORD®****PI7H****Model**

Maximum continuous rating at 50Hz (kVA)

**PI7H**

2,325

Maximum continuous rating at 60Hz (kVA)

2,800

**Standard Features**

Voltage Range	380-480
Poles	4
Technology	Wire Wound
AVR	DECS100
Voltage sensing	3 Phase
Bearing Arrangement	Single or double
SAE Adaptors	00,0
Terminals	6
Material Insulation Class	H
Excitation System	PMG
Ingress Protection	IP23
Connection with other machines	Paralleling capability

**Optional Features**

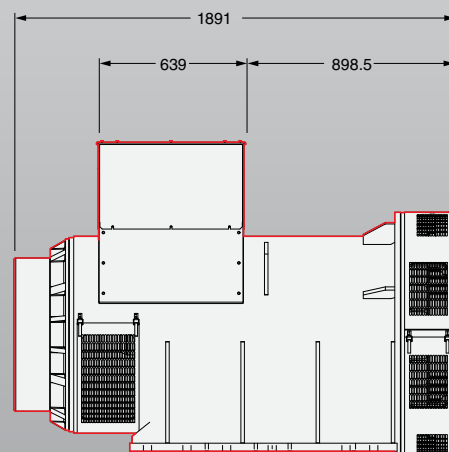
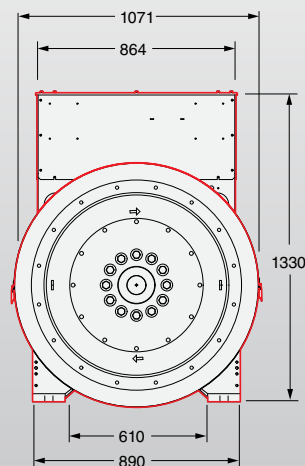
Bearing Arrangement	Double
Temperature monitoring	Winding RTDs Thermistors
Environmental protection	Anti-condensation Heaters

**Designed For**

Grid Code Compatible	
Marine Propulsion	
Oil & Gas	
Oil & Gas Auxiliary	●
Combined Heat & Power	●
Critical Protection & UPS	●
Continuous Power & Standby	●
Power Plant	●

**Prime Movers**

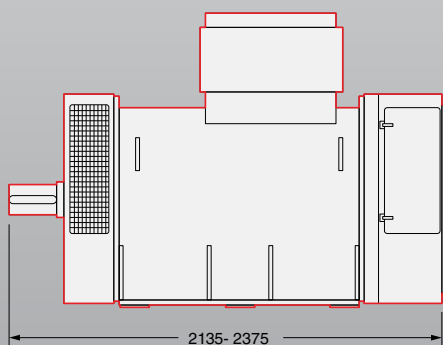
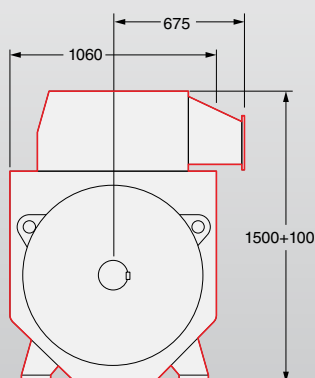
Diesel Engine	●
Gas Engine	●

**DIMENSIONS***Drawings represent standard design**All dimensions in millimetres (mm)*



## DIMENSIONS

Drawings represent standard design  
All dimensions in millimetres (mm)



## DSG 86

**AvK®**

Model	DSG 86
Maximum continuous rating at 50Hz (kVA)	2,990
Maximum continuous rating at 60Hz (kVA)	3,408

Specifications	
Voltage Range	400-690
Poles	4, 6, 8, 10
Technology	Bar Wound
AVR	Digital
Voltage sensing	3-Phase
Bearing Arrangement	Double
SAE Adaptors	1, 0, 00
Terminals	6
Material Insulation Class	H
Excitation System	Auxiliary Winding
Ingress Protection	IP23
Temperature monitoring	Winding RTDs
Connection with other machines	Paralleling capability

Optional Features	
Bearing Arrangement	Sleeve Bearings
Ingress Protection	IP23 Air Filters
Ingress Protection	IP44/54/55 Totally enclosed
Cooling options	CACA/CACW
Environmental protection	Anti-condensation Heaters

Designed For	
Power Plant	
Grid Code Compatible	●
Marine Propulsion	●
Marine Auxiliary	●
Oil & Gas	●
Combined Heat & Power	●
Critical Protection & UPS	●
Continuous Power & Standby	●

Prime Movers	
Diesel Engine	●
Gas Engine	●
Gas Turbine	
Steam Turbine	

670 - 3,410 kVA

**STAMFORD®****P80**

Model	P80 LV	P80 MV	P80 HV
Maximum continuous rating at 50Hz (kVA)	3,900	4,200	3,800
Maximum continuous rating at 60Hz (kVA)	4,400	5,100	4,700

**Specifications**

Voltage Range	380-690	3,300-4,160	6,000-13,800
Poles	4		
Technology	Wire Wound	Bar Wound	Bar Wound
AVR	Digital		
Voltage sensing	3-Phase		
Bearing Arrangement	Double		
SAE Adaptors	0, 00		
Terminals	6		
Material Insulation Class	H	H	F
Excitation System	PMG		
Ingress Protection	IP23		
Temperature monitoring	Winding RTDs		
Connection with other machines	Paralleling capability		

**Optional Features**


Bearing Arrangement	Single
Ingress Protection	IP23 Air Filters
Temperature monitoring	Thermistors
Environmental protection	Anti-condensation Heaters

**Designed For**

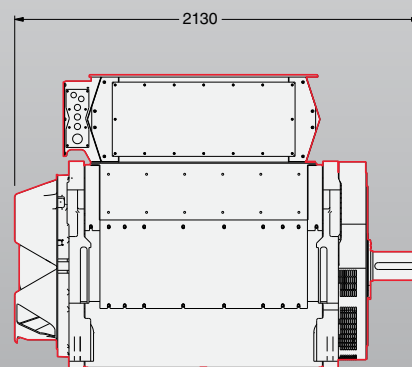
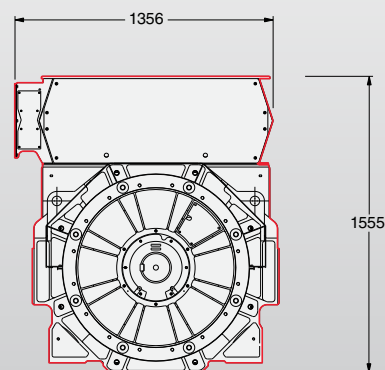
Power Plant	●	●	●
Grid Code Compatible	●	●	●
Marine Propulsion	●		
Marine Auxiliary	●		
Oil & Gas Auxiliary	●		
Combined Heat & Power	●	●	●
Critical Protection & UPS	●	●	●
Continuous Power & Standby	●	●	●

**Prime Movers**

Diesel Engine	●	●	●
Gas Engine	●	●	●
Gas Turbine	●	●	●
Steam Turbine	●	●	●

**DIMENSIONS**

Drawings represent standard design  
All dimensions in millimetres (mm)

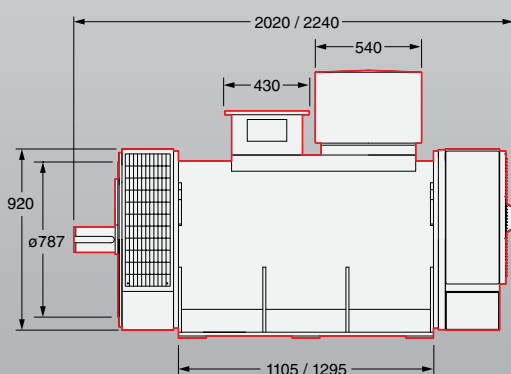
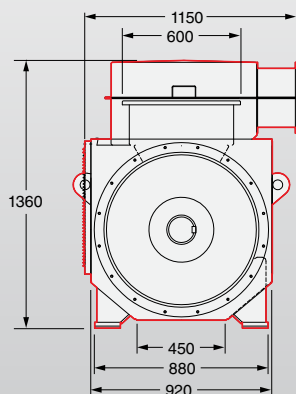






## DIMENSIONS

Drawings represent standard design  
All dimensions in millimetres (mm)



## DSG 99

**AvK®**

Model	DSG 99
Maximum continuous rating at 50Hz (kVA)	4,700
Maximum continuous rating at 60Hz (kVA)	5,300

Specifications	
Voltage Range	400-690
Poles	4, 6, 8, 10
Technology	Bar Wound
AVR	Digital
Voltage sensing	3-Phase
Bearing Arrangement	Double
SAE Adaptors	0, 00
Terminals	6
Material Insulation Class	H
Excitation System	Auxiliary Winding
Ingress Protection	IP23
Temperature monitoring	Winding RTDs
Connection with other machines	Paralleling capability

Optional Features	
Bearing Arrangement	Sleeve Bearings
Ingress Protection	IP23 Air Filters
Ingress Protection	IP44/54/55 Totally enclosed
Cooling options	CACA/CACW
Environmental protection	Anti-condensation Heaters

Designed For	
Power Plant	
Grid Code Compatible	●
Marine Propulsion	●
Marine Auxiliary	●
Oil & Gas	●
Combined Heat & Power	●
Critical Protection & UPS	●
Continuous Power & Standby	●

Prime Movers	
Diesel Engine	●
Gas Engine	●
Gas Turbine	
Steam Turbine	

1,220 - 5,300 kVA

**AvK®****DSG 114**

Model	DSG 114
Maximum continuous rating at 50Hz (kVA)	5,000
Maximum continuous rating at 60Hz (kVA)	5,940

**Specifications**

Voltage Range	400-690
Poles	6, 8, 10
Technology	Bar Wound
AVR	Digital
Voltage sensing	3-Phase
Bearing Arrangement	Double
SAE Adaptors	0, 00
Terminals	6
Material Insulation Class	H
Excitation System	Auxiliary Winding
Ingress Protection	IP23
Temperature monitoring	Winding RTDs
Connection with other machines	Paralleling capability

**Optional Features**

Bearing Arrangement	Sleeve Bearings
Ingress Protection	IP23 Air Filters
Ingress Protection	IP44/54/55 Totally enclosed
Cooling options	CACA/CACW
Environmental protection	Anti-condensation Heaters

**Designed For**

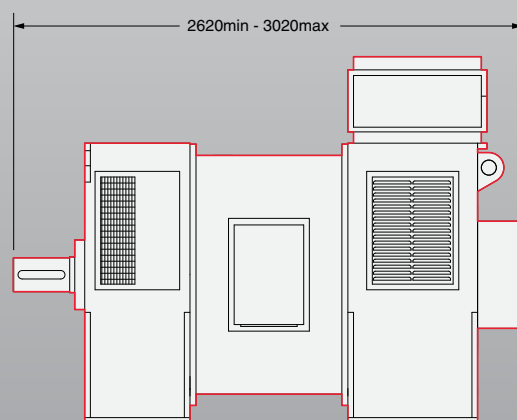
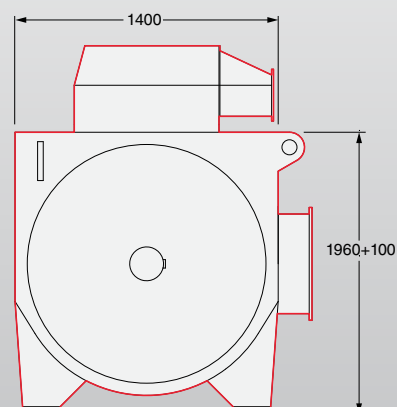
Power Plant	
Grid Code Compatible	
Marine Propulsion	●
Marine Auxiliary	●
Oil & Gas	●
Combined Heat & Power	●
Critical Protection & UPS	●
Continuous Power & Standby	●

**Prime Movers**

Diesel Engine	●
Gas Engine	●
Gas Turbine	
Steam Turbine	

**DIMENSIONS**

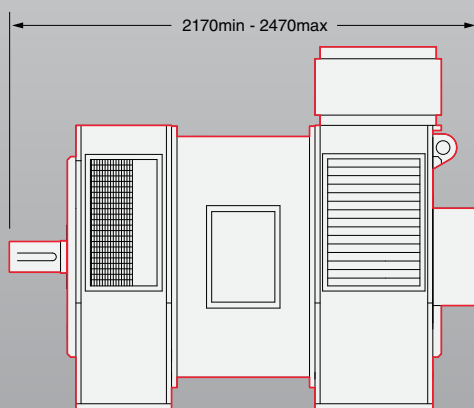
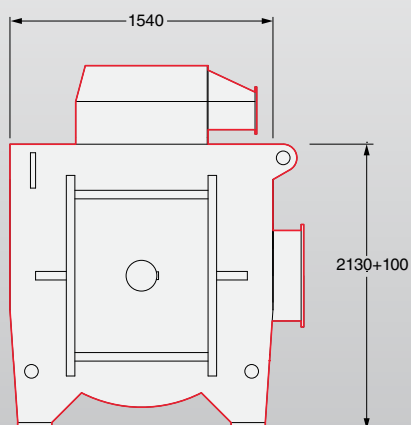
Drawings represent standard design  
All dimensions in millimetres (mm)





## DIMENSIONS

Drawings represent standard design  
All dimensions in millimetres (mm)



## DSG 125

**AvK®**

Model	DSG 125
Maximum continuous rating at 50Hz (kVA)	7,000
Maximum continuous rating at 60Hz (kVA)	8,500

Specifications	
Voltage Range	690
Poles	8, 10
Technology	Bar Wound
AVR	Digital
Voltage sensing	3-Phase
Bearing Arrangement	Double (Sleeve Bearings)
SAE Adaptors	0, 00
Terminals	6
Material Insulation Class	H
Excitation System	Auxiliary Winding
Ingress Protection	IP44
Temperature monitoring	Winding RTDs
Connection with other machines	Paralleling capability

Optional Features	
Ingress Protection	IP54/55 Totally enclosed
Cooling options	CACW
Environmental protection	Anti-condensation Heaters

Designed For	
Power Plant	
Grid Code Compatible	
Marine Propulsion	●
Marine Auxiliary	●
Oil & Gas	●
Combined Heat & Power	
Critical Protection & UPS	
Continuous Power & Standby	●

Prime Movers	
Diesel Engine	●
Gas Engine	●
Gas Turbine	
Steam Turbine	

4,200 - 8,500 kVA

**AvK®****DSG 144**

Model	DSG 144
Maximum continuous rating at 60Hz (kVA)	6,600

**Specifications**

Voltage Range	690
Poles	10
Technology	Bar Wound
AVR	Digital
Voltage sensing	3-Phase
Bearing Arrangement	Double (Sleeve Bearings)
SAE Adaptors	0, 00
Terminals	6
Material Insulation Class	H
Excitation System	Auxiliary Winding
Ingress Protection	IP44
Temperature monitoring	Winding RTDs
Connection with other machines	Paralleling capability

**Optional Features**

Ingress Protection	IP54/55 Totally enclosed
Cooling options	CACW
Environmental protection	Anti-condensation Heaters

**Designed For**

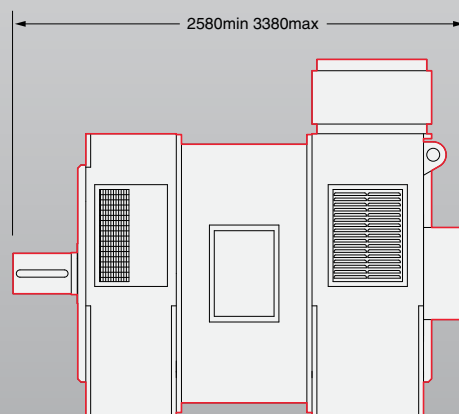
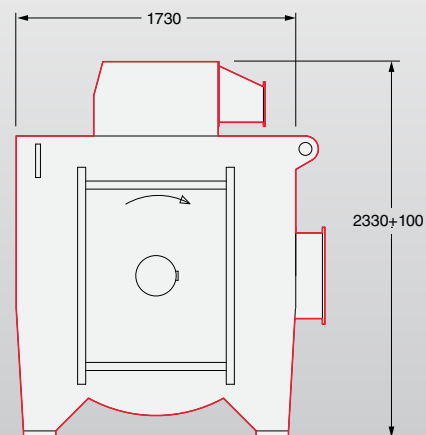
Power Plant	
Grid Code Compatible	
Marine Propulsion	●
Marine Auxiliary	●
Oil & Gas	●
Combined Heat & Power	
Critical Protection & UPS	
Continuous Power & Standby	●

**Prime Movers**

Diesel Engine	●
Gas Engine	●
Gas Turbine	
Steam Turbine	

**DIMENSIONS**

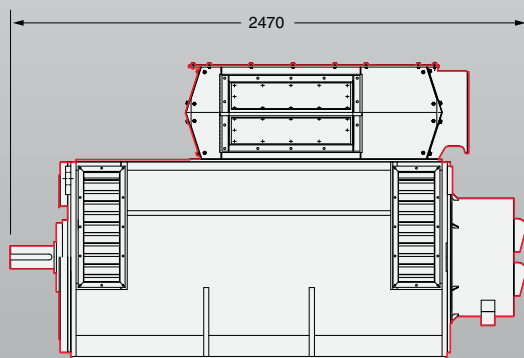
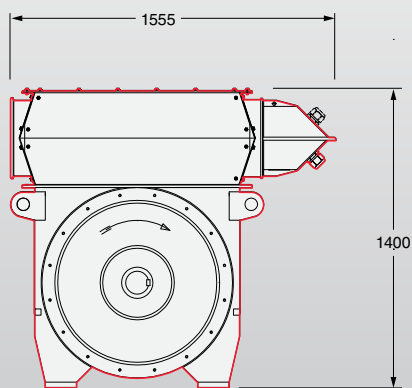
Drawings represent standard design  
All dimensions in millimetres (mm)





## DIMENSIONS

Drawings represent standard design  
All dimensions in millimetres (mm)



## DIG 110

**AvK®**

Model	DIG 110
Maximum continuous rating at 50Hz (kVA)	1,080
Maximum continuous rating at 60Hz (kVA)	1,300

Specifications	
Voltage Range	3,300-11,000
Poles	4
Technology	Bar Wound
AVR	Digital
Voltage sensing	3-Phase
Bearing Arrangement	Double
SAE Adaptors	1, 0, 00
Terminals	6
Material Insulation Class	F
Excitation System	Auxiliary Winding
Ingress Protection	IP23
Temperature monitoring	Winding RTDs
Connection with other machines	Paralleling capability

Optional Features	
Bearing Arrangement	Sleeve Bearings
Ingress Protection	IP23 Air Filters
Ingress Protection	IP44/54/55 Totally enclosed
Cooling options	CACA/CACW
Environmental protection	Anti-condensation Heaters

Designed For	
Power Plant	●
Grid Code Compatible	●
Marine Propulsion	
Oil & Gas	●
Combined Heat & Power	●
Continuous Power & Standby	●

Prime Movers	
Diesel Engine	●
Gas Engine	●
Gas Turbine	●
Steam Turbine	●

High Voltage  
560 - 1,300 kVA



**AvK®****DIG 120**

Model	DIG 120
Maximum continuous rating at 50Hz (kVA)	2,050
Maximum continuous rating at 60Hz (kVA)	2,600

Specifications	
Voltage Range	3,300-11,000
Poles	4
Technology	Bar Wound
AVR	Digital
Voltage sensing	3-Phase
Bearing Arrangement	Double
SAE Adaptors	1, 0, 00
Terminals	6
Material Insulation Class	F
Excitation System	Auxiliary Winding
Ingress Protection	IP23
Temperature monitoring	Winding RTDs
Connection with other machines	Paralleling capability

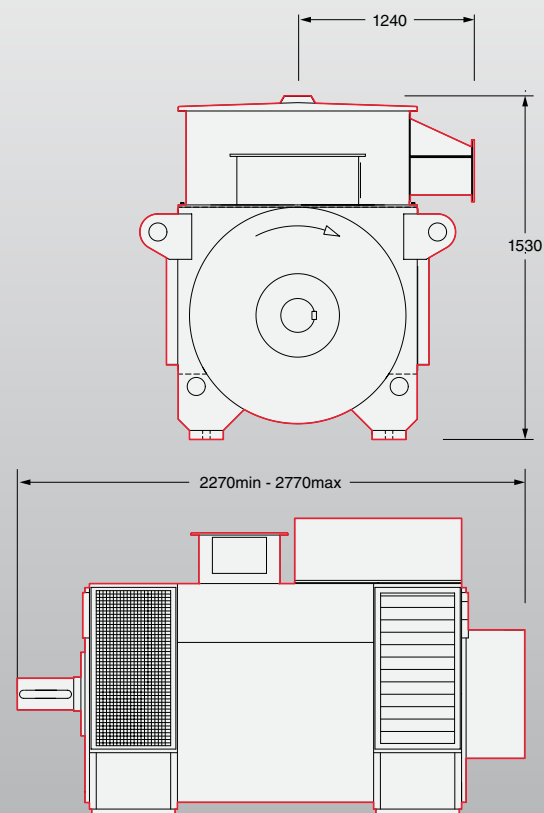
Optional Features	
Bearing Arrangement	Sleeve Bearings
Ingress Protection	IP23 Air Filters
Ingress Protection	IP44/54/55 Totally enclosed
Cooling options	CACA/CACW
Environmental protection	Anti-condensation Heaters

Designed For	
Power Plant	●
Grid Code Compatible	●
Marine Propulsion	
Oil & Gas	●
Combined Heat & Power	●
Continuous Power & Standby	●

Prime Movers	
Diesel Engine	●
Gas Engine	●
Gas Turbine	●
Steam Turbine	●

**DIMENSIONS**

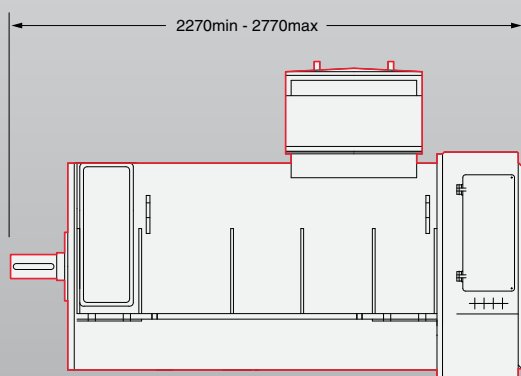
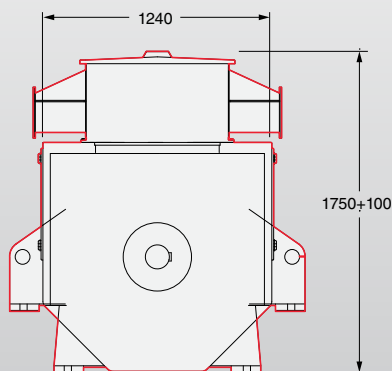
Drawings represent standard design  
All dimensions in millimetres (mm)





## DIMENSIONS

Drawings represent standard design  
All dimensions in millimetres (mm)



## DIG 130

**AvK®**

Model	DIG 130
Maximum continuous rating at 50Hz (kVA)	3,850
Maximum continuous rating at 60Hz (kVA)	4,000

Specifications	
Voltage Range	3,300-13,800
Poles	4, 6
Technology	Bar Wound
AVR	Digital
Voltage sensing	3-Phase
Bearing Arrangement	Double
SAE Adaptors	1, 0, 00
Terminals	6
Material Insulation Class	F
Excitation System	Auxiliary Winding
Ingress Protection	IP23
Temperature monitoring	Winding RTDs
Connection with other machines	Paralleling capability

Optional Features	
Bearing Arrangement	Sleeve Bearings
Ingress Protection	IP23 Air Filters
Ingress Protection	IP44/54/55 Totally enclosed
Cooling options	CACA/CACW
Environmental protection	Anti-condensation Heaters

Designed For	
Power Plant	●
Grid Code Compatible	●
Marine Propulsion	
Oil & Gas	●
Combined Heat & Power	●
Continuous Power & Standby	●

Prime Movers	
Diesel Engine	●
Gas Engine	●
Gas Turbine	●
Steam Turbine	●

High Voltage  
1,140 - 4,000 kVA

**AvK®****DIG 140**

Model	DIG 140
Maximum continuous rating at 50Hz (kVA)	4,600
Maximum continuous rating at 60Hz (kVA)	5,300

Specifications	
Voltage Range	3,300-13,800
Poles	4, 6
Technology	Bar Wound
AVR	Digital
Voltage sensing	3-Phase
Bearing Arrangement	Double
SAE Adaptors	0, 00
Terminals	6
Material Insulation Class	F
Excitation System	Auxiliary Winding
Ingress Protection	IP23
Temperature monitoring	Winding RTDs
Connection with other machines	Paralleling capability

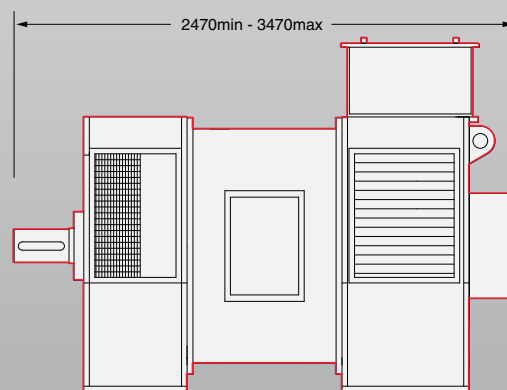
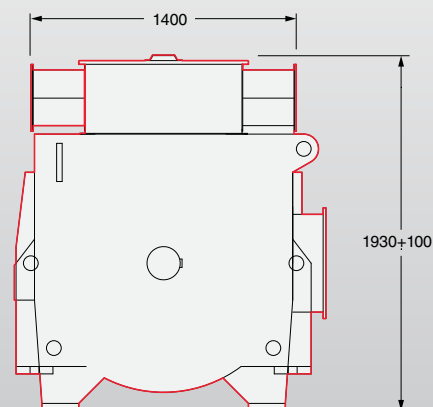
Optional Features	
Bearing Arrangement	Sleeve Bearings
Ingress Protection	IP23 Air Filters
Ingress Protection	IP44/54 Totally enclosed
Cooling options	CACA/CACW
Environmental protection	Anti-condensation Heaters

Designed For	
Power Plant	●
Grid Code Compatible	
Marine Propulsion	●
Oil & Gas	●
Combined Heat & Power	●
Continuous Power & Standby	●

Prime Movers	
Diesel Engine	●
Gas Engine	●
Gas Turbine	●
Steam Turbine	●

**DIMENSIONS**

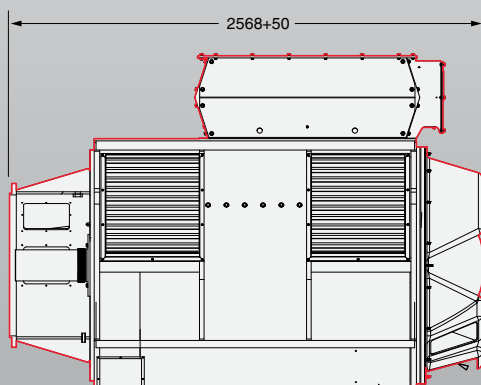
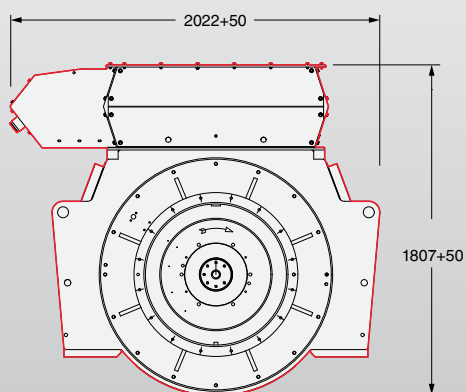
Drawings represent standard design  
All dimensions in millimetres (mm)





## DIMENSIONS

Drawings represent standard design  
All dimensions in millimetres (mm)



## DIG 142

**AvK®**

Model	DIG 142
Maximum continuous rating at 50Hz (kVA)	5,800
Maximum continuous rating at 60Hz (kVA)	6,700

Specifications	
Voltage Range	3,300-13,800
Poles	4
Technology	Bar Wound
AVR	Digital
Voltage sensing	3-Phase
Bearing Arrangement	Double
SAE Adaptors	0, 00
Terminals	6
Material Insulation Class	F
Excitation System	Auxiliary Winding
Ingress Protection	IP23
Temperature monitoring	Winding RTDs
Connection with other machines	Paralleling capability

Optional Features	
Ingress Protection	IP23 Air Filters
Environmental protection	Anti-condensation Heaters

Designed For	
Power Plant	●
Grid Code Compatible	●
Marine Propulsion	
Oil & Gas	●
Combined Heat & Power	●
Continuous Power & Standby	●

Prime Movers	
Diesel Engine	●
Gas Engine	●
Gas Turbine	●
Steam Turbine	●

High Voltage  
3,760 - 6,700 kVA

**AvK®****DIG 150**

Model	DIG 150
Maximum continuous rating at 50Hz (kVA)	7,400
Maximum continuous rating at 60Hz (kVA)	8,500

Specifications	
Voltage Range	3,300-13,800
Poles	4, 6, 8
Technology	Bar Wound
AVR	Digital
Voltage sensing	3-Phase
Bearing Arrangement	Double
SAE Adaptors	0, 00
Terminals	6
Material Insulation Class	F
Excitation System	Auxiliary Winding
Ingress Protection	IP23
Temperature monitoring	Winding RTDs
Connection with other machines	Paralleling capability

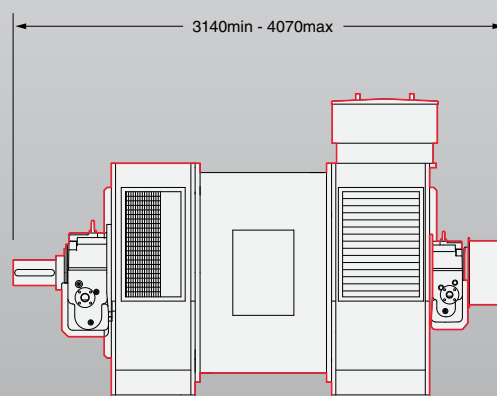
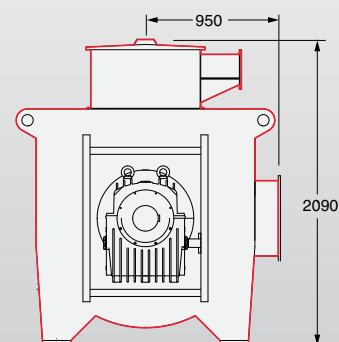
Optional Features	
Bearing Arrangement	Sleeve Bearings
Ingress Protection	IP23 Air Filters
Ingress Protection	IP44/54 Totally enclosed
Cooling options	CACA/CACW
Environmental protection	Anti-condensation Heaters

Designed For	
Power Plant	●
Grid Code Compatible	●
Marine Propulsion	●
Oil & Gas	●
Combined Heat & Power	●
Continuous Power & Standby	●

Prime Movers	
Diesel Engine	●
Gas Engine	●
Gas Turbine	●
Steam Turbine	●

**DIMENSIONS**

Drawings represent standard design  
All dimensions in millimetres (mm)

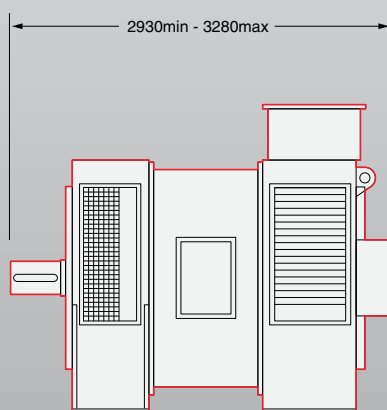
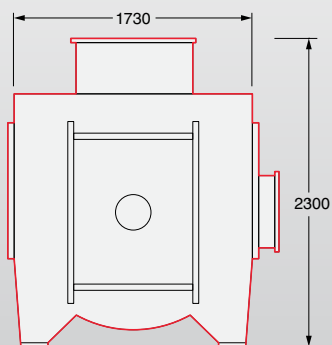






## DIMENSIONS

Drawings represent standard design  
All dimensions in millimetres (mm)



## DIG 156

**AvK®**

Model	DIG 156
Maximum continuous rating at 50Hz (kVA)	10,800
Maximum continuous rating at 60Hz (kVA)	11,200

Specifications	
Voltage Range	3,300-13,800
Poles	4, 6, 8, 10
Technology	Bar Wound
AVR	Digital
Voltage sensing	3-Phase
Bearing Arrangement	Double (Sleeve Bearings)
Terminals	6
Material Insulation Class	F
Excitation System	Auxiliary Winding
Ingress Protection	IP23
Temperature monitoring	Winding RTDs
Connection with other machines	Paralleling capability

Optional Features	
Ingress Protection	IP23 Air Filters
Ingress Protection	IP44/54 Totally enclosed
Cooling options	CACA/CACW
Environmental protection	Anti-condensation Heaters

Designed For	
Power Plant	●
Grid Code Compatible	●
Marine Propulsion	●
Oil & Gas	●
Combined Heat & Power	●
Continuous Power & Standby	●

Prime Movers	
Diesel Engine	●
Gas Engine	●
Gas Turbine	●
Steam Turbine	●

Delivering the Right Technology  
to our customers globally for over 100 years





EST.  
**1904**





## One Global Standard

Although our products are used in a variety of applications, the common factor is that Cummins Generator Technologies work to a single standard for both products and services no matter where you are in the world.

We work to One Global Standard, so each of our manufacturing plants build products to the same exacting quality that has come to distinguish our alternators in the industry.

All of our plants utilise the same sophisticated manufacturing technologies, advanced systems, common practices and rigorous testing techniques to ensure your **STAMFORD** and **AvK** alternators are built to last.



## Our Promise

At Cummins Generator Technologies, it's not just the products we make that set us apart - it's how we engage our customers every day. The unique combination of knowledge, dependability and innovation we bring to each customer relationship turns everyday service into excellent customer support. As a result we help our customers operate with greater efficiency, making it possible for them to compete more successfully throughout the world.

Cummins Generator Technologies manufactures the world's broadest range of alternators from 7.5 to 11,200 kVA.

**There for you™**



## Committed to Quality





Follow us @stamfordavk



stamfordavk



youtube.com/stamfordavk

For Applications Support:  
**applications@cummins.com**

For Customer Service:  
**service-engineers@cumminsgeneratortechnologies.com**

For general enquiries:  
**stamford-avk@cummins.com**

Copyright 2017, Cummins Generator Technologies Ltd. All rights reserved.  
Cummins and the Cummins logo are registered trade marks of Cummins Inc.  
STAMFORD and AvK are registered trade marks of Cummins Generator Technologies Ltd.

Part No. PG\_PP\_P\_EN\_AF\_Rev. 06

