

**Technical Data Sheet for AvK-Alternators**

FM 7.3-5

Date:	07/01/14	Customer:	GENERIC DATASHEET only
Project No.:		AvK Reference:	dsg086k0_8_50_690_A048M974

**Object data:**

Site:		Prime Mover:	
Application:	Stationary Power Plant	Manufacturer:	

**Generator data:**

Generator:	DSG 86 K0/8	Poles:	8	Standards:	IEC 60034
Rated power:	900 kVA	720 kWe	761 kWm		
Power factor:	0.80				
Power at pf 1,0	732 kVA	732 kWe	761 kWm		
Rated voltage:	0.69 kV				
Speed:	750 1/min				
Frequency:	50 Hz			Voltage range / frequency range:	
Rated current:	753.1 A			Zone A according IEC 60034-1 (dU = +/-5%, df = +/-2%)	

Winding pitch:	ca. 5/6
----------------	---------

Insulation class:	Stator: Class H	Rotor: Class H	Temperature rise:	H
-------------------	-----------------	----------------	-------------------	---

Ambient temperature:	40 ° C	Environment:	Standard environment
----------------------	--------	--------------	----------------------

Site altitude:	1000 m		
----------------	--------	--	--

Enclosure:	IP23	Filter:	
------------	------	---------	--

Cooling:	IC 01 - Open-circuit ventilation
----------	----------------------------------

Coolant:	Ambient Air	Temperature	40 ° C	Temperature Air inlet	40 ° C
----------	-------------	-------------	--------	-----------------------	--------

		Coolant:		generator:	
--	--	----------	--	------------	--

		Cooling air vol.:	1.7 m³/s	Cooling water quantity:	n/a
--	--	-------------------	----------	-------------------------	-----

Moment of inertia (I):	72 kgm²	Weight:	3300 Kg	Losses (environment):	41 KW
------------------------	---------	---------	---------	-----------------------	-------

		Losses (cooling):	n/a		
--	--	-------------------	-----	--	--

Wires:	4 terminals, starpoint connected in terminal box
--------	--

Operation mode:	Single mode
-----------------	-------------

Regulators:	
-------------	--

Voltage regulator:	DECS 100
--------------------	----------

**Electrical data: (acc. IEC)**

Efficiencies:	110%	100%	75%	50%	25%
Power factor 0.8	94,33	94,6	94,8	94,6	92,6
Power factor 0.9	95,17	95,4	95,45	95,1	92,9
Power factor 1.0	96,01	96,2	96,1	95,6	93,2

**Reactances and time constants**

	unsaturated	saturated		unsaturated	saturated					
$X_d$	1.75	1.58 p.u.	$X_q$	0.88	0.86 p.u.	$T_{d0'}$	1.75 s	$T_{d0''}$	0.02385 s	
$X_d'$	0.277	0.277 p.u.	$X_q'$	0.88	0.86 p.u.	$T_{d'}$	0.28 s	$T_{q0'}$	0.26 s	
$X_d''$	0.166	0.151 p.u.	$X_q''$	0.166	0.166 p.u.	$T_{d''}$	0.013 s	$T_{q0''}$	0.13783 s	
$X_2$	0.175	0.159 p.u.	$X_0$	0.050	0.045 p.u.	$T_a$	0.036 s	$T_{q'}$	0.26 s	
$X_{1s}$	n.a.	0.091 p.u.						$T_{q''}$	0.026 s	

Short circuit ratio saturated:	0.63	$Z_n$	0.529 Ohm
--------------------------------	------	-------	-----------

**Short circuit data:**

Initial short circuit current (3-phase):	$I_k''$	4987 A	
Max. peak current (3-phase):	$I_s$	12695 A	
Sustained short circuit current:	$I_k$	2259 A	Minimum 3 x rated current for max.10 s

Initial short circuit torque:	$M_{k2}$	98.7 kNm
	$M_{k3}$	59.2 kNm

Max. faulty synchron moment:	$M_f$	212.2 kNm
------------------------------	-------	-----------

Rated kVA torque:	$M_{SN}$	11.46 kNm
-------------------	----------	-----------

Rated torque	$M_N$	9.17 kNm
--------------	-------	----------

Shaft torque	$M_{Sh}$	9.69 kNm
--------------	----------	----------

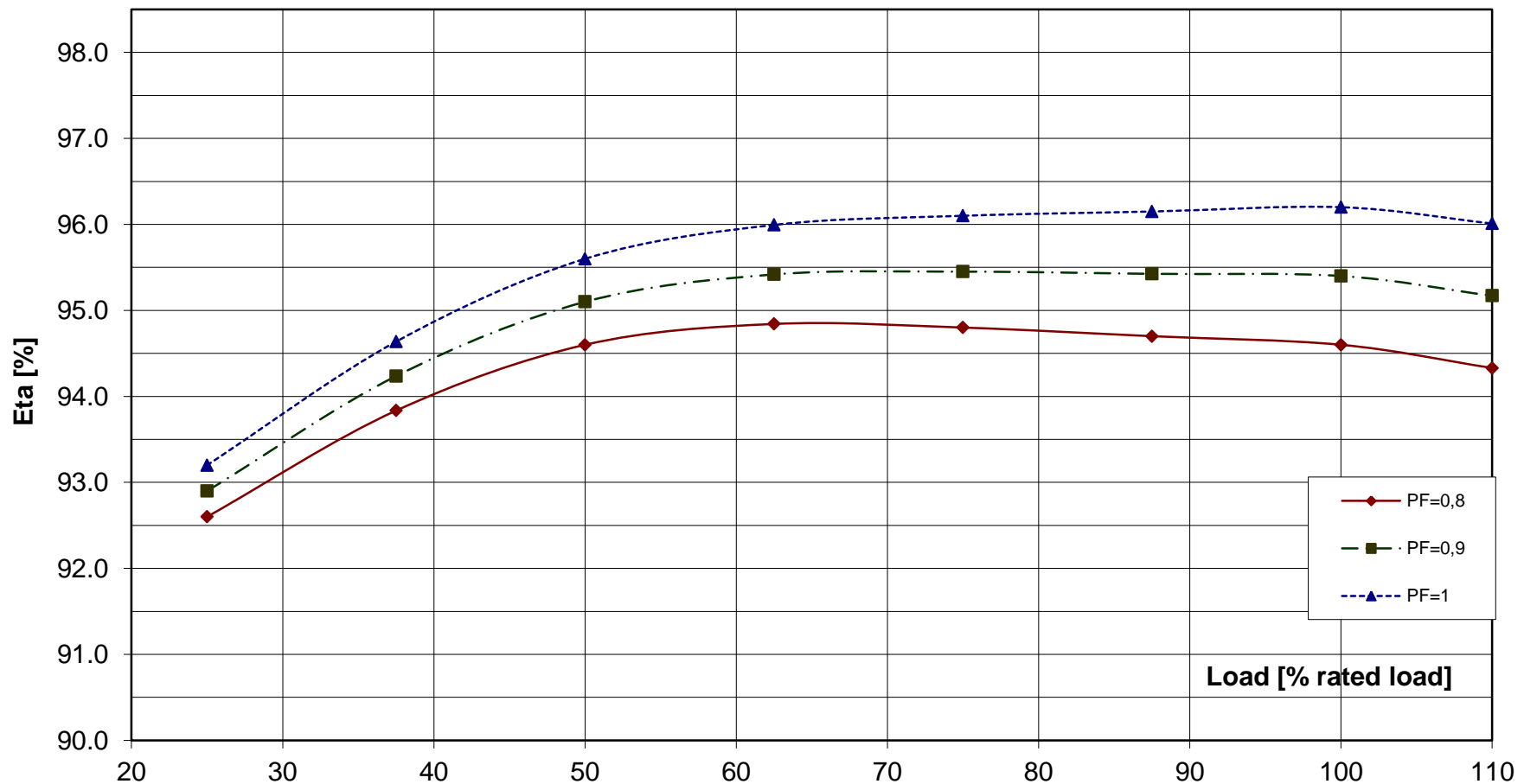
**Load application:**

max. load application: 487 kVA (corresponds to 54,16 % from 900 kVA) for Power factor 0.4 15% transient voltage drop	Power: 900 kVA Power factor: 0.8 transient voltage drop: -21.7 %
---	--

**Remarks:**

<b>Alternator :</b>	<b>DSG 86 K0/8</b>			
Rated output [kVA]	900	Rated power factor:	0.8	Rated voltage [kV]: 0.69
Rated frequency [Hz]	50	Rated speed [rpm]	750	

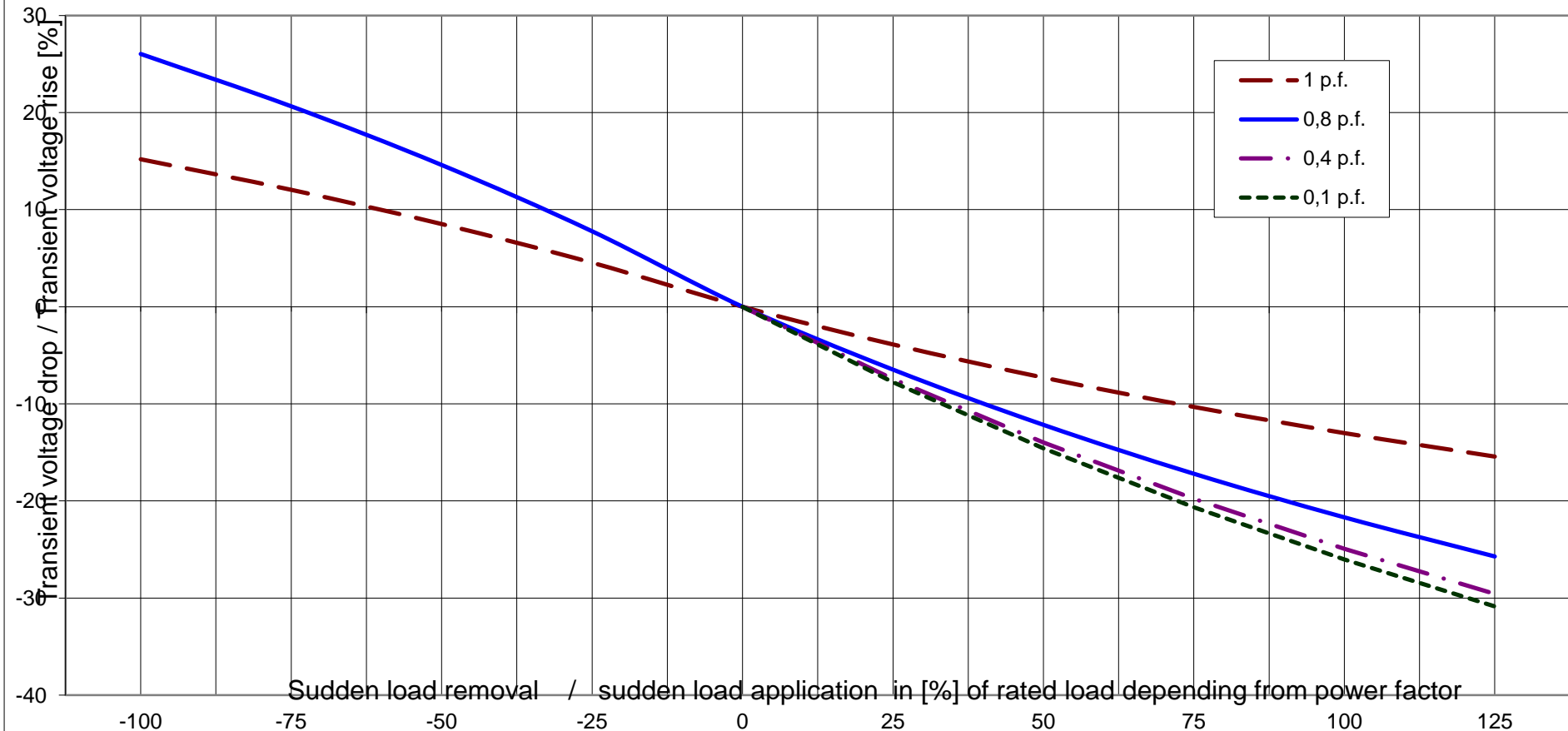
### Wirkungsgrad-Kennlinie - Efficiency Curve



**Alternator : DSG 86 K0/8**

Rated output [kVA]	900	Rated power factor:	0.8	Rated voltage [kV]:	0.69
Rated frequency [Hz]	50	Rated speed [rpm]	750		

### Transient Voltage rise or drop for sudden load removal or application



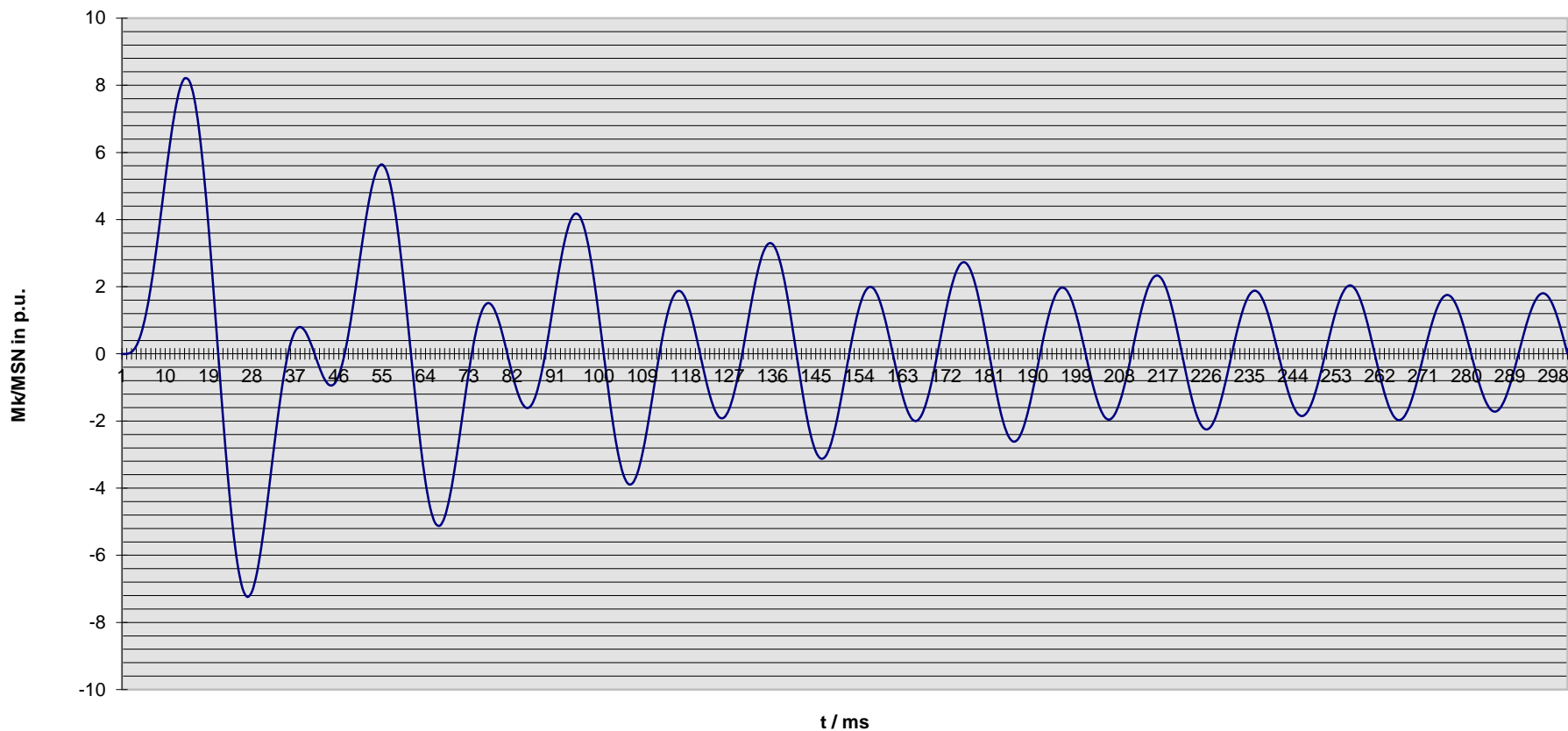


Technisches Datenblatt - Diagramme  
Technical data sheet - Diagrams

ING-FCD-0112

<b>Alternator :</b>	<b>DSG 86 K0/8</b>			
Rated output [kVA]	900	Rated power factor:	0.8	Rated voltage [kV]: 0.69
Rated frequency [Hz]	50	Rated speed [rpm]	750	MSN related to kVA: 11.46 KNm

Kurzschlußmomenten-Verlauf 2-poliger KS  
Short circuit torque at 2-phase SC



**Nenndaten / nominal data**

**DSG 86 K0/8**

Leistung  $S_N$ : **900 kVA**

$\cos \varphi$ : **0.80**

*Rating*

*p.f.*

Spannung  $U_N$ : **0.69 kV**

Strom  $I_N$ : **753 A**

*Voltage*

*Current*

Frequenz  $f$ : **50 Hz**

Drehzahl  $n$ : **750 min<sup>-1</sup>**

*Frequency*

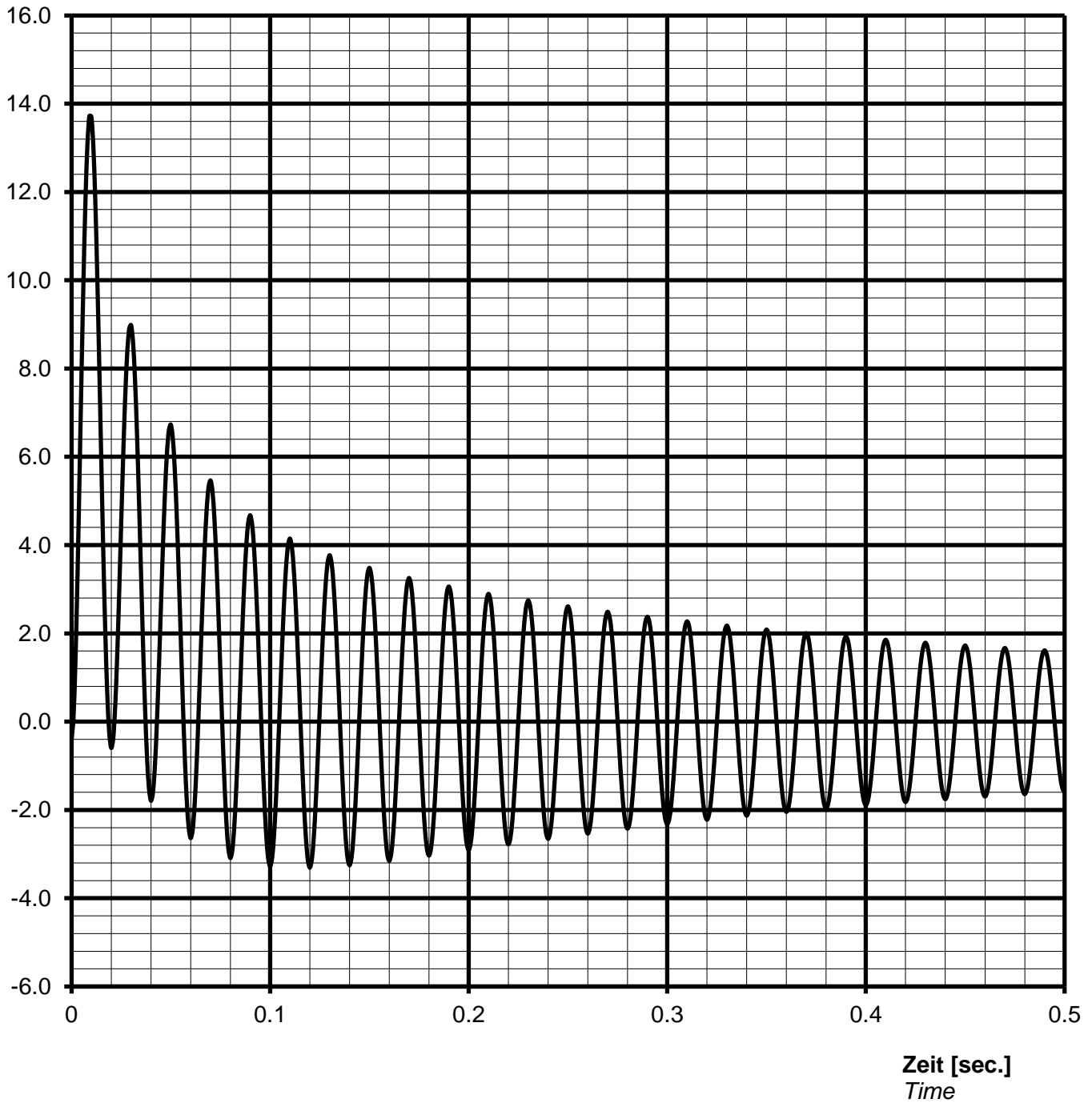
*Speed*

Schutzart **IP23**

*Protection*

Kurzschlussstrom  $I_{k3\text{phasig}} / I_N$  [p.u.]  
 Short-circuit current  $I_{k3\text{phase}} / I_N$  [p.u.]

**Stosskurzschluss-Strom, 3-phasig, asymmetrisch /**  
*Sudden short circuit current, 3-phase, asymmetrical*



**Notizen / remarks:**

**Maximum asymmetric peak value**  $I_{\text{peak}} =$  **10332 A** or **13.72 p.u.**

#### Nennwerten / nominal data

DSG 86 K0/8

Leistung  $S_N$ : **900 kVA**

$\cos \varphi$ : **0.80**

Rating

p.f.

Spannung  $U_N$ : **0.69 kV**

Strom  $I_N$ : **753 A**

Voltage

Current

Frequenz f: **50 Hz**

Drehzahl n: **750 min<sup>-1</sup>**

Frequency

Speed

Schutzart **IP23**

Protection

#### Überlast Kennlinie Overload capability



#### Notizen / remarks:

Strom / Zeit Kriterien:

$$(I / I_N)^2 \cdot t = 45s$$

Current/time characteristics:

1,5 \*  $I_N$  for 30 s

1,1 \*  $I_N$  for 1 h in 6h

#### Nennwerten / nominal data

**DSG 86 K0/8**

Rating  $S_N$ : **900 kVA**

*p.f.* **0.80**

*Bemessungsleistung*

Leistungsfaktor  $\cos \varphi$ :

Nominal voltage  $U_N$ : **0.69 kV**

Nominal current  $I_N$ : **753 A**

*Bemessungsspannung*

*Bemessungsstrom*

Frequency  $f_N$ : **50 Hz**

Speed  $n$ : **750 min<sup>-1</sup>**

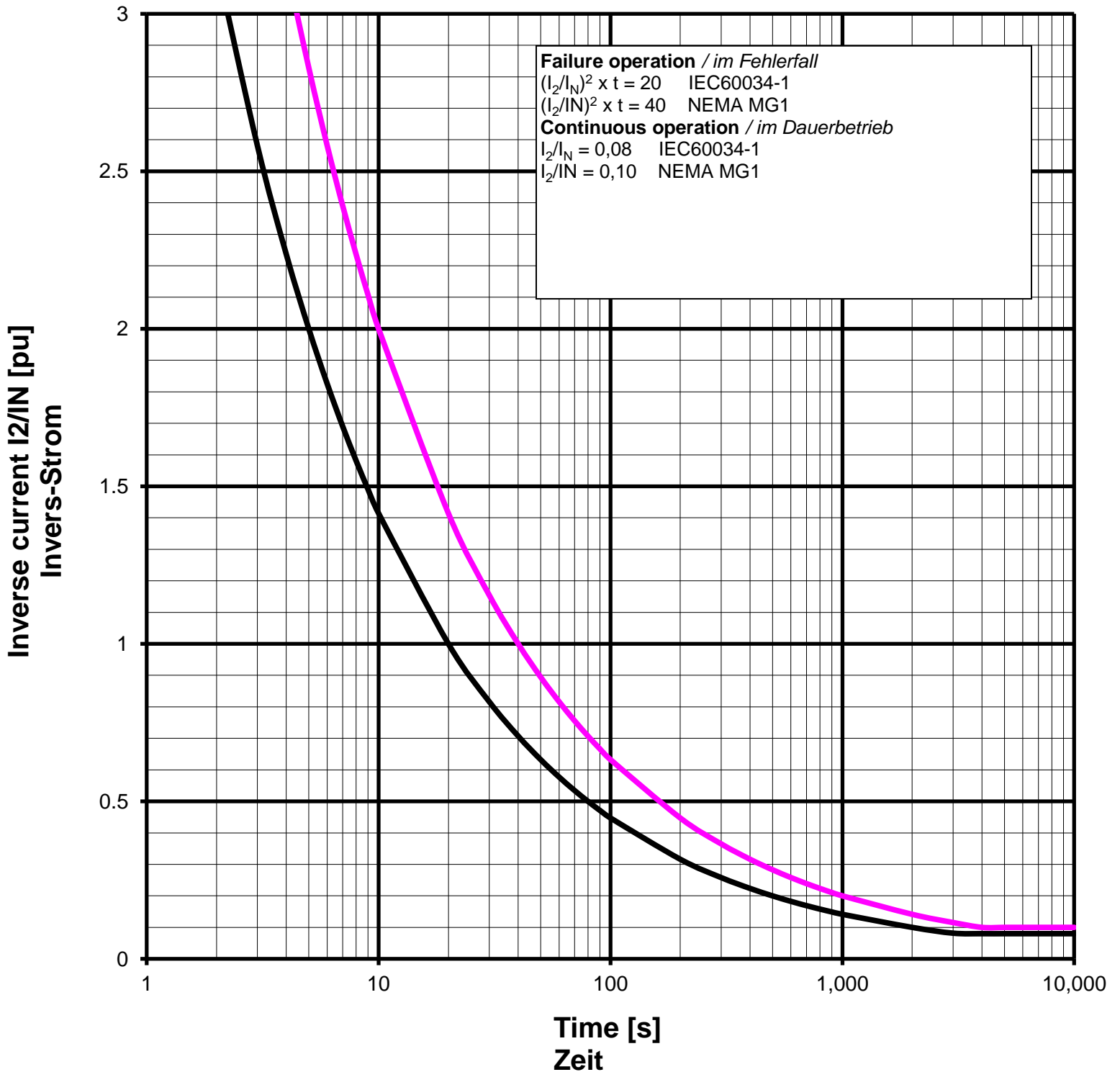
*Frequenz*

*Drehzahl*

Protection: **IP23**

*Schutzart*

#### Inverse current or unbalanced negative sequence current



Remarks / Notizen:



Technische Daten selbstregelnden Drehstrom-Synchrongenerator  
technical data for self regulating three phase alternator

ING-FCD-0112

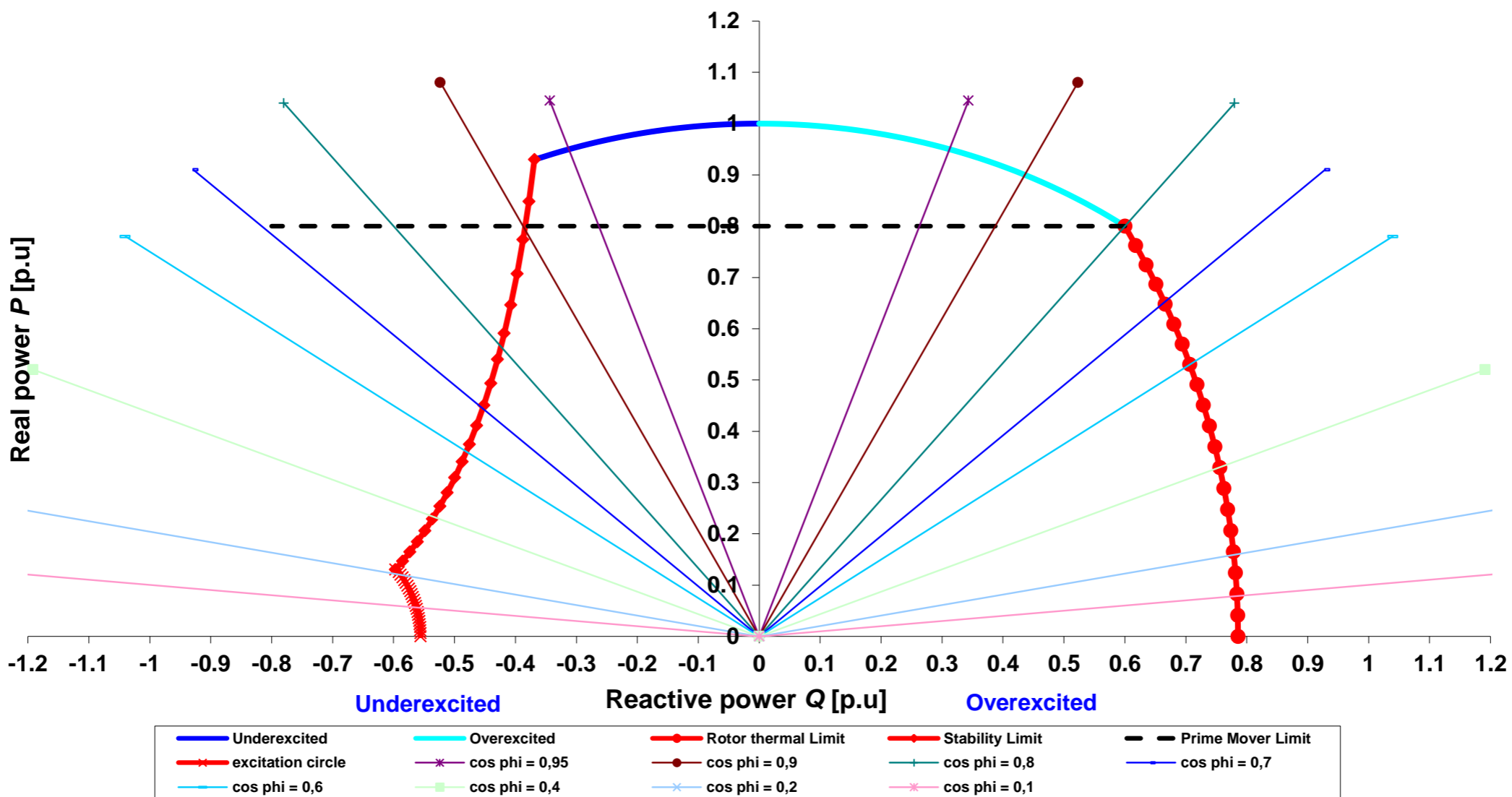
TYPE

DSG 86 K0/8

Projekt:

Order Nr.:

### Capability (P-Q) Diagram



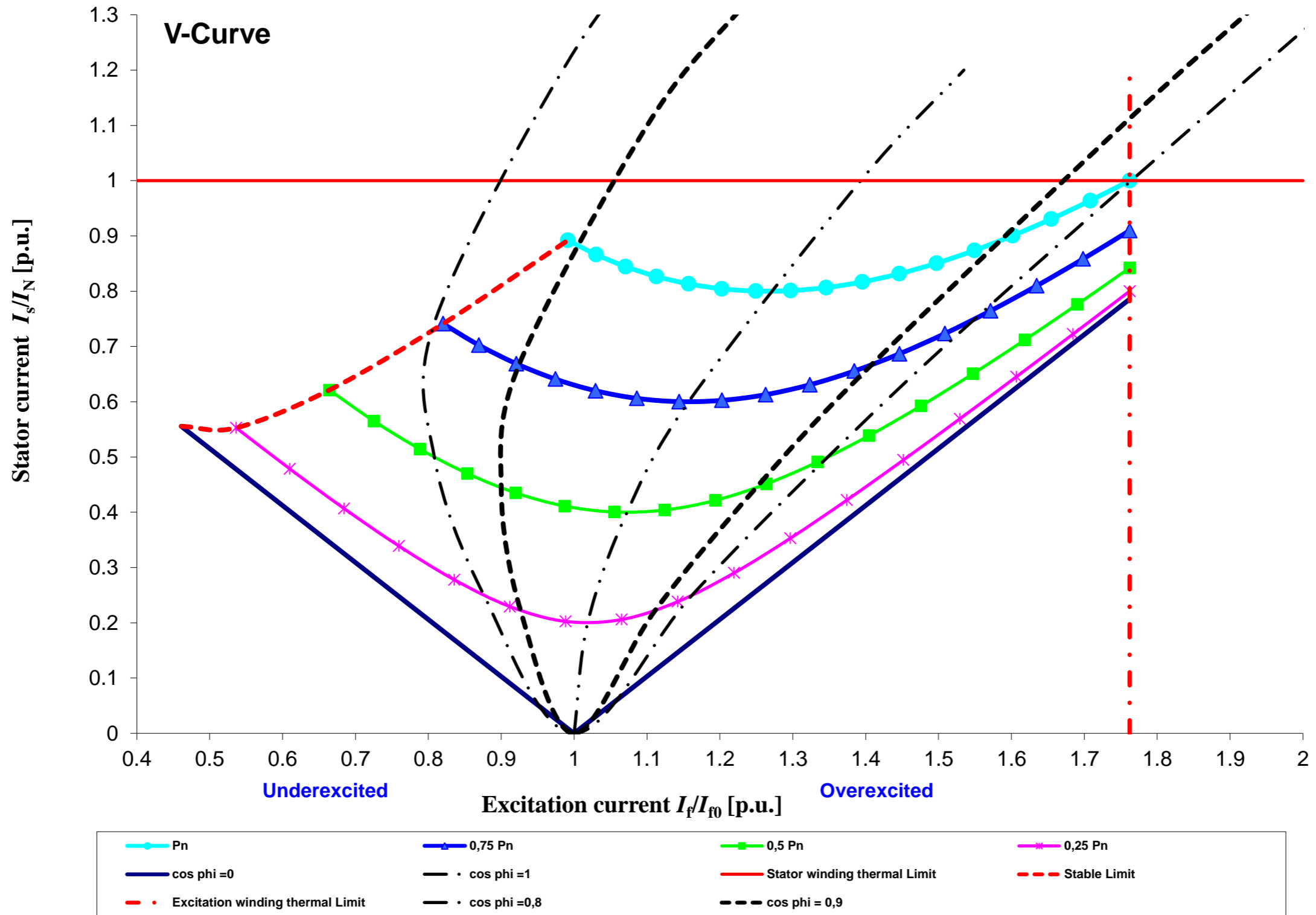
Cummins Generator Technologies

Datum / date:

10/01/2014



TYPE	DSG 86 K0/8	Projekt:		Order Nr.:	
------	-------------	----------	--	------------	--



Cummins Generator Technologies	Datum / date:	
	10/01/2014	